



Bac Ha Software Co., Ltd.

# BHSOFT'S ODOO DEPLOYMENT AND IMPLEMENTATION CAPABILITIES





---

# TABLES OF CONTENTS

- 01 Deployment services
  - 02 Our solutions
-

# ODOO DEPLOYMENT SERVICES



## Deploy on Cloud

Deploy Odoo instances on any cloud services like AWS, GCP, Azure, Digital Ocean and other.



## Automatic Backups

Implement automatic backups for your Odoo instances to avoid accidental data loss.



## Maintenance & Support

Maintain your Odoo instance on regular basis and fix the issue quickly.



---

# SOLUTIONS WE HAVE IMPLEMENTED

We advise and implement Odoo ERP solutions for businesses by analyzing the problems they encounter.



# HUMAN RESOURCE MANAGEMENT

The Human Resource Management module systematizes information and helps the HR team capture all employee information in the company.

---



## Employees

Successfully manage your Employees.  
Centralize all your HR information.




## Recruitment

Recruit top talents. Streamline your hiring process.



## Time Off

Manage employee leaves.  
Keep track of all your employee vacations and absences.



## Employee contract

Define the type of contract and the corresponding entitlement regime.



## Attendances

Track time & attendance. Weekly or monthly timesheets with optional attendance tracking.



## Payroll

Used to process work entries and create payslips for employees.

# EMPLOYEES

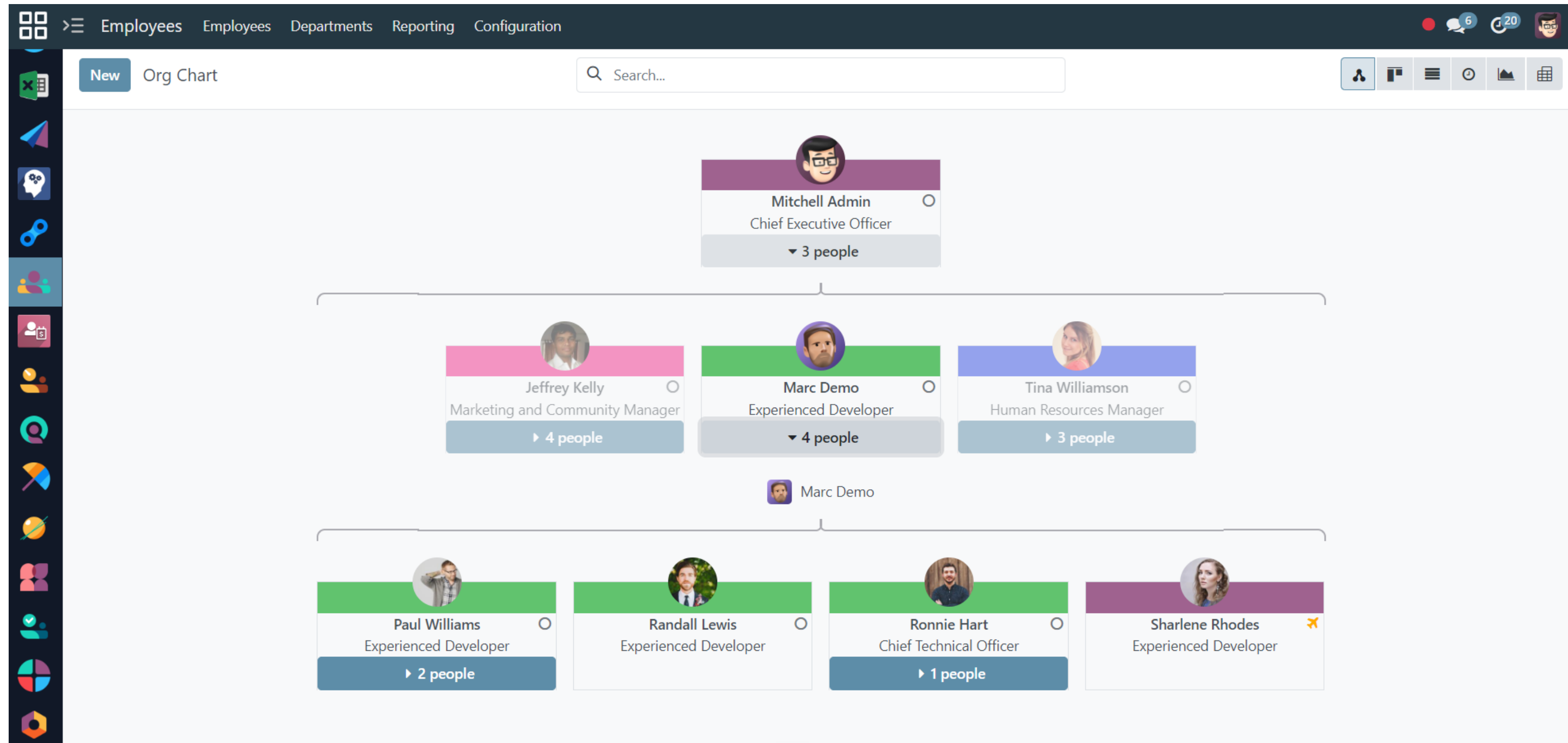
Manage employees by profile. Keep track of your training. Manage rank information and managers respectively.

The screenshot displays a web application interface for managing employees. At the top, there is a navigation bar with a hamburger menu, a search bar, and a user profile icon. Below the navigation bar, a sidebar on the left shows a 'DEPARTMENT' filter with 'All' selected and 'Management' with a count of 20. The main content area is a grid of 15 employee profiles, each featuring a profile picture, name, role, email, phone number, and a status tag (e.g., Employee, Consultant, Manager). The interface is clean and modern, with a dark sidebar and a light main area.

Name	Role	Email	Phone	Status
Abigail Peterson	Consultant	abigail.peterson39@example.com	(555)-233-3393	
Anita Oliver	Experienced Developer	anita.oliver32@example.com	(555)-497-4804	Employee
Audrey Peterson	Consultant	audrey.peterson25@example.com	(555)-276-7903	Employee, Consultant
Beth Evans	Experienced Developer	beth.evans77@example.com	(555)-532-3841	
Doris Cole	Consultant	doris.cole31@example.com	(555)-331-5378	
Eli Lambert	Marketing and Community Manager	eli.lambert22@example.com	(555)-169-1352	
Ernest Reed	Consultant	ernest.reed47@example.com	(555)-518-8232	
Jeffrey Kelly	Marketing and Community Manager	jeffrey.kelly72@example.com	(555)-264-7362	Sales, Employee
Jennie Fletcher	Experienced Developer	jennie.fletcher76@example.com	(555)-363-8229	Employee
Keith Byrd	Experienced Developer	keith.byrd52@example.com	(555)-505-5146	Employee
Marc Demo	Experienced Developer	mark.brown23@example.com	+3281813700	Employee
Mitchell Admin	Chief Executive Officer	admin@yourcompany.example.com	(555)-125-2389	Trainer, Employee
Paul Williams	Experienced Developer	paul.williams59@example.com	(555)-262-1607	
Rachel Perry	Marketing and Community Manager	jod@odoo.com	(555)-267-3735	
Randall Lewis	Experienced Developer	randall.lewis74@example.com	(555)-775-6660	

# EMPLOYEES

Manage employees by profile. Keep track of your training. Manage rank information and managers respectively.



# RECRUITMENT

Recruitment Manager: Status, number to recruit, number hired.  
Customize outgoing email templates with automatically populated candidate information.

The screenshot displays a recruitment management dashboard with the following components:

- Navigation Bar:** Recruitment, Applications, Reporting, Configuration.
- Search and Filter:** Search bar with "Stage" filter and "Search..." input.
- Stages and Candidate Counts:**
  - Initial Qualification: 6 candidates
  - First Interview: 4 candidates
  - Second Interview: 2 candidates
  - Contract Proposal: 3 candidates
- Candidate Profiles:**
  - Initial Qualification:** Johan Duck (Experienced Developer, IT), Meldona Thang (Marketing and Community Manager, Sales), Yin Lee (Marketing and Community Manager, Manager), Ohen Rizome (Experienced Developer, IT).
  - First Interview:** Joren Jacob (Human Resources Manager, Reserve), David Armstrong (Human Resources Manager, Reserve), Enrique Jones (Marketing and Community Manager, Sales), David Billy (Consultant, IT).
  - Second Interview:** Hubert Blank (Marketing and Community Manager, Manager), Jose (Trainee, IT).
  - Contract Proposal:** Marie Justine (Trainee, Manager), Shane Williams (Experienced Developer, IT), Tina Augustie (Trainee, Sales).
- Right Sidebar:** Contract Signed 2
- Left Sidebar:** Vertical navigation icons for various application features.



# TIME OFF

Customize the choice according to the company's leave regime: Sick leave, Leave, Unpaid leave, Absenteeism.  
Categorize reviewers and followers by management flow.

The screenshot displays a web application interface for managing time off requests. The top navigation bar includes 'Time Off', 'My Time', 'Overview', 'Management', 'Reporting', and 'Configuration'. The left sidebar contains a 'STATUS' section with 'All' and 'Second Approval' options, and a 'DEPARTMENT' section with 'All' and 'Management' options. The main content area features a table with the following data:

Employees	Time Off Type	Description	Start Date	End Date	Duration	Status
<input type="checkbox"/> Anita Oliver	Paid Time Off	Trip	04/08/2024 13:00:00	04/10/2024 22:00:00	3 days	Second Approval <span>✓ Validate</span> <span>✗ Refuse</span>

A tooltip labeled 'Paid Time Off' is positioned over the 'Time Off Type' column of the first row.

# EMPLOYEE CONTRACT

Define the type of contract and the corresponding entitlement regime.  
Update employee salaries according to the development process. Track contract duration.

The screenshot displays a web application interface for managing employee contracts. The top navigation bar includes 'Employees', 'Departments', 'Reporting', and 'Configuration'. A search bar is present with a 'Status' filter and a 'Search...' input. The main content area is divided into four columns representing contract statuses: 'New' (3 contracts), 'Running' (5 contracts), 'Expired' (5 contracts), and 'Cancelled' (2 contracts). Each contract card shows the employee's name, role, department, and contract duration. A vertical sidebar on the left contains various icons for navigation.

Status	Contract Name	Employee Name	Role	Department	Duration
New	Sharlene Rhodes Contract	Sharlene Rhodes	Experienced Developer	Management	From 04/01/2024 To 12/01/2024
	Toni Jimenez	Toni Jimenez	Consultant	Management / Professional Services	From 04/01/2024 To 12/01/2024
	Demo Contract	Demo Contract	Experienced Developer	Management / Research & Development	From 09/09/2023
Running	Randall Lewis Contract	Randall Lewis	Experienced Developer	Management / Research & Development	From 02/01/2024 To 12/01/2024
	Contract For Mitchell Admin	Mitchell Admin			From 04/16/2024 To 12/31/2024
	Ronnie Hart Contract	Ronnie Hart	Chief Technical Officer	Management / Research & Development	From 01/01/2024
	R&D Dev Contract	R&D Dev Contract	Experienced Developer	Management / Research & Development /	
Expired	Audrey Peterson Contract	Audrey Peterson	Consultant	Management / Professional Services	From 01/01/2014 To 12/31/2014
	Audrey Peterson Contract	Audrey Peterson	Consultant	Management / Professional Services	From 01/01/2015 To 12/01/2017
	Tina Williamson Contract	Tina Williamson	Human Resources Manager	Management / Administration	From 01/01/2015 To 02/01/2018
Cancelled	Jennie Fletcher Contract	Jennie Fletcher	Experienced Developer	Management / Research & Development	From 04/01/2024
	Paul Williams Contract	Paul Williams	Experienced Developer	Management / Research & Development / R&D USA / Long Term Projects	From 04/01/2024

# ATTENDANCES

Choose timekeeping by location: At work, at home, elsewhere.  
Export timekeeping files for payroll according to the company's form.

Employee	Check In	Check Out	Check in location	Late Minutes	Work Hours	Over Time
<input type="checkbox"/> Marc Demo	03/10/2024 15:00:00	03/11/2024 00:00:00		0	09:00	09:00
<input type="checkbox"/> Marc Demo	03/09/2024 17:32:00	03/10/2024 00:31:00		0	06:59	00:00
<input type="checkbox"/> Mitchell Admin	03/08/2024 20:02:58	03/09/2024 01:09:22		0	05:06	00:00
<input type="checkbox"/> Marc Demo	03/08/2024 16:21:00	03/08/2024 21:54:00		0	04:33	00:00
<input type="checkbox"/> Mitchell Admin	03/08/2024 15:00:24	03/08/2024 19:01:33		0	04:01	00:00
<input type="checkbox"/> Marc Demo	03/07/2024 15:21:00	03/08/2024 00:29:00		0	08:08	00:00
<input type="checkbox"/> Marc Demo	03/06/2024 17:10:00	03/07/2024 00:34:00		0	06:24	00:00
<input type="checkbox"/> Marc Demo	03/05/2024 17:10:00	03/05/2024 21:42:00		0	03:32	00:00
<input type="checkbox"/> Marc Demo	03/04/2024 15:01:00	03/04/2024 23:21:00		0	07:20	00:00
<input type="checkbox"/> Marc Demo	03/03/2024 15:32:00	03/03/2024 22:22:00		0	06:50	00:00
<input type="checkbox"/> Marc Demo	03/02/2024 15:47:00	03/02/2024 22:53:00		0	07:06	00:00
<input type="checkbox"/> Marc Demo	03/01/2024 15:21:00	03/01/2024 22:51:00		0	06:30	00:00



# PAYROLL

Odoo Payroll is used to process work entries and create payslips for employees.

The screenshot displays the Odoo Payroll interface. At the top, there is a navigation bar with the following items: Payroll, Employee Payslips, Payslips Batches, Employees, and Configuration. On the right side of the navigation bar, there are icons for a green status indicator, a chat bubble, a refresh icon with a '1' notification, and the company name 'Bac Ha Software Co., Ltd.' with a user profile picture.

Below the navigation bar, there is a search bar with the text 'PaySlip Batch' and a search icon. To the left of the main content area, there is a sidebar with various icons, including a calendar icon showing '31' and a 'None 1' indicator.

The main content area is divided into two columns for the months of 2024:

- Tháng 2.2024:** This column contains six entries, each representing a salary slip for a specific employee. Each entry includes the employee's name, the status 'Done', the date range (02/01/2024 - 02/29/2024), and the description 'Salary Slip of [Employee Name] for February-2024'. The employees listed are: Đỗ Ngọc Thuyết, Đỗ Công Hòa, Đặng Trọng Tài, Đặng Thị Kim Thoa, Đặng Hoàng Anh, and Đào Vĩnh Bảo Phúc.
- Tháng 3.2024:** This column contains six entries, each representing a payslip for a specific employee. Each entry includes the employee's name, the status 'Done', the date range (03/01/2024 - 03/31/2024), and the description 'Payslip of [Employee Name] for 03-2024'. The employees listed are: Đỗ Ngọc Thuyết, Đỗ Công Hòa, Đặng Trọng Tài, Đặng Thị Kim Thoa, Đặng Hoàng Anh, and Đào Vĩnh Bảo Phúc.

At the top right of the main content area, there is a button labeled '+ Payslip Batches'.



Bac Ha Software Co., Ltd.

# Knowledge

Knowledge is a multipurpose productivity app that allows internal users to enrich their business knowledge base and provide individually or collaboratively gathered information.



## Group articles into categories

Display articles in categories to visually categorize articles more easily.

## Tags

Tag posts for easy searching.

## Decentralize access

Assign access rights to each category or each article.

---

# Knowledge

Search for information about companies and instructions in an intuitive and easy way.

The screenshot displays a web application interface for a knowledge base. At the top, there is a navigation bar with a hamburger menu, the word 'Knowledge', and several menu items: 'Pages', 'ISO 9001 & 27001', 'Training', 'Public', 'Documents', and 'Configuration'. On the right side of the navigation bar, there are notification icons and the text 'Bac Ha Software Co., Ltd.' with a user profile picture.

Below the navigation bar, there is a search bar with the placeholder text 'Search...'. To the left of the main content area is a sidebar with a 'New Pages' button and a 'CATEGORIES' section. The 'CATEGORIES' section includes 'All', 'Demos' (1), 'Internal Training' (1), 'M/L Notes' (18), 'Network & System' (7), 'Processes' (69), 'Public' (391), and 'Training' (21). Under 'Training', there are sub-categories: 'Soft Skills' (1), 'Tech Skills' (8), and 'Technologies' (11). Below 'CATEGORIES' is a 'TAGS' section with various tags like 'History', 'Working Calendar', 'Policy', 'Tools' (1), 'Technologies' (11), 'Coding Convention', 'Odoo', and 'Redmine'.

The main content area displays a list of 11 articles. Each article has a checkbox, a title, a category, keywords, a company name, a creator, a last contributor, and a last contribution date. The articles are as follows:

<input type="checkbox"/>	Title	Category	Keywords	Compa...	Created by	Last Contributor	Last Contribution Date
<input type="checkbox"/>	3D Web App and Three.JS	Technologi...	Technoloaies			Nguyễn Thị Phương Du...	01/17/2024 11:34:11
<input type="checkbox"/>	AWS Certification path	Technologi...	Technoloaies Certificate			Nguyễn Thị Phương Du...	01/17/2024 11:34:11
<input type="checkbox"/>	Automation Testing with Robot framework	Technologi...	Technoloaies			Nguyễn Thị Phương Du...	01/17/2024 11:34:11
<input type="checkbox"/>	Back-End	Technologi...	Technoloaies			Nguyễn Thị Phương Du...	01/17/2024 11:34:11
<input type="checkbox"/>	Bubble.io	Technologi...	Technoloaies			Nguyễn Thị Phương Du...	01/17/2024 11:34:11
<input type="checkbox"/>	Cesium and 3D Map	Technologi...	Technoloaies			Nguyễn Thị Phương Du...	01/17/2024 11:34:11
<input type="checkbox"/>	Front-End	Technologi...	Technoloaies Front-End			Nguyễn Thị Phương Du...	01/17/2024 11:34:11
<input type="checkbox"/>	GCP Certification path Các bước để thi lấy chứng chỉ GCP - Google Clo...	Technologi...	Technoloaies			Nguyễn Thị Phương Du...	01/17/2024 11:34:11
<input type="checkbox"/>	GeoServer & OpenLayer Geoserver and WebMap View Apps	Technologi...	Technoloaies			Nguyễn Thị Phương Du...	01/17/2024 11:34:11
<input type="checkbox"/>	Mobile Selected Mobile Technologies	Technologi...	Technoloaies			Nguyễn Thị Phương Du...	01/17/2024 11:34:11
<input type="checkbox"/>	Ubuntu for developer Ubuntu is the best OS for developers because of ...	Technologi...	Tools Technoloaies			Nguyễn Thị Phương Du...	01/17/2024 11:34:11

# CRM

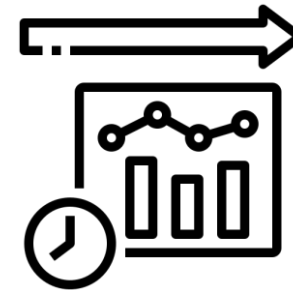
Odoo CRM is a dedicated sales module for customer relationship management. The real customer centric CRM.

---




## Sales opportunities

Sales opportunities from online appointments. Control and manage customer information.



## Get accurate forecasts

Get a picture of your business at a glance. Use actionable data to make better decisions.



## Get more done in less time

Schedule activities based on your sales scripts: calls, meetings, mailing, quotations.

# CRM

The real customer centric CRM. Track leads, close opportunities and get accurate forecasts.

The screenshot displays a CRM dashboard with a navigation bar at the top containing 'CRM', 'Sales', 'Reporting', and 'Configuration'. The main area is divided into four columns representing pipeline stages: 'New' (80,000), 'Qualified' (51,300), 'Proposition' (79,100), and 'Won' (19,800). Each stage contains several cards representing sales opportunities. The 'New' stage includes 'Quote for 150 carpets' and 'Quote for 12 Tables'. The 'Qualified' stage includes 'Global Solutions: Furnitures', 'Quote for 600 Chairs', and 'Info about services'. The 'Proposition' stage includes 'Modern Open Space', 'Office Design and Architecture', '5 VP Chairs', and 'Need 20 Desks'. The 'Won' stage includes 'Distributor Contract'. Each card shows a product name, price, status (e.g., Product, Design, Information, Consulting, Services), and a rating (stars).

Stage	Total Value	Opportunity Name	Price	Status	Rating
New	80,000	Quote for 150 carpets	\$ 40,000.00	Product	3 stars
		Quote for 12 Tables	\$ 40,000.00	Product	3 stars
Qualified	51,300	Global Solutions: Furnitures	\$ 3,800.00	Design	3 stars
		Quote for 600 Chairs	\$ 22,500.00	Product	3 stars
		Info about services	\$ 25,000.00	Product	3 stars
Proposition	79,100	Modern Open Space	\$ 4,500.00	Information	3 stars
		Office Design and Architecture	\$ 9,000.00	Consulting	3 stars
		5 VP Chairs	\$ 5,600.00	Services	3 stars
		Need 20 Desks	\$ 60,000.00	Consulting	3 stars
Won	19,800	Distributor Contract	\$ 19,800.00	Information, Other	3 stars





Bac Ha Software Co., Ltd.

# PROJECT MANAGEMENT

We provide an essential platform for managing tasks. From the scale of the project to the small tasks, it is clearly organized.



## Modern interface

The display mode of overview of projects is clear and effective. Keep track of deadlines with a clear schedule view to avoid overtime, deadlines.

## Planning

Schedule teams on projects that are already in place. Divide the project into small tasks and assign them to the implementation team.

## Discuss & Share

Add quick notes or attach files to any task and stay connected to the project team.

---

# PROJECT MANAGEMENT

Agile Project Management. Beautiful. Easy. Open Source.

The screenshot displays a project management dashboard with a dark navigation bar at the top. The main area contains a grid of project cards. Each card provides a quick overview of a project, including its name, manager, start and end dates, and task status. The cards are arranged in two rows and four columns, with the last column containing only one card.

Project Name	Manager	Start Date	End Date	Tasks	Additional Info
★ AGR - S00046 - Sales Order	Deco Addict	03/25/2024	05/20/2024	11 Tasks	1/2, -200:00, Phone icon, Profile icon
★ Office Design	YourCompany, Joel Willis	02/06/2024	04/19/2024	18 Tasks	1/3, External tag, Profile icon, Green dot
★ Renovations		02/09/2024	04/04/2024	3 Tasks	Experiment, Internal tags, Profile icon, Blue dot
★ Research & Development				5 Tasks	Internal tag, Profile icon, Blue dot
☆ After-Sales Services				3 Services	Profile icon, Orange dot
☆ DECO - S00048 - Sales Order	Deco Addict	04/15/2024	04/29/2024	2 Tasks	16:00, Profile icon, Grey dot
☆ DPC - S00047 - Sales Order	Ready Mat	03/11/2024	05/06/2024	9 Tasks	05:00, Profile icon, Red dot



Bac Ha Software Co., Ltd.

# MAINTENANCE

Designed for administrators to monitor and capture information. Easily manage, upgrade, maintain and allocate to employees.



## Device overview and statistics

Dashboards help managers cover the condition of devices, ensure redundancy rules, and reduce the risk of equipment failure.

## Easy demand tracking

Managers easily organize maintenance and equipment management needs, suggesting allocated needs in the system's drag-and-drop interface.

---

# MAINTENANCE

Organize your maintenance requests with great kanban and calendar views.

The screenshot displays a web application interface for managing maintenance requests. The top navigation bar includes a hamburger menu, a grid icon, and links for Maintenance, Dashboard, Maintenance, Equipment, Reporting, and Configuration. On the right, there are notification icons for 6 messages and 20 updates, along with a user profile icon.

The main content area is titled 'New Maintenance Requests' and features a search bar with a filter set to 'Active'. The interface uses a Kanban board layout with the following columns:

- New Request**: Contains 1 card for 'Some keys are not working' on an Acer Laptop (LP/203/19281928). The card has a 3-star rating and a clock icon.
- In Progress**: Contains 2 cards:
  - 'Touchpad not working' on an HP Laptop (LP/305/17281718) with a 3-star rating and a clock icon.
  - 'Battery drains fast' on an HP Laptop (LP/303/28292090) with a 3-star rating and a clock icon.
- Repaired**: Contains 1 card.
- Scrap**: Contains 1 card.

A '+ Stage' button is visible at the top right of the board area. A vertical sidebar on the left contains various application icons.

# USERS GROUP ACCESS

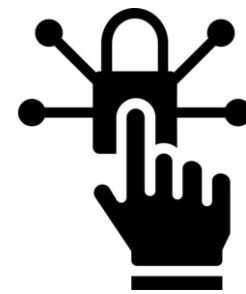
Centrally manage user rights in groups.

---



## Easy to manage

Allows easy creation of appropriate permission groups according to the user's work location.



## Decentralize quickly

Delegating permissions to users is extremely quick when you just need to select the appropriate group for the user.



## Flexibly edit permissions

You can also easily edit permission groups to better suit each actual time.

# USERS GROUP ACCESS

Easily manage and assign user rights according to pre-configured permission groups.

The screenshot displays the 'Users Groups' management interface in the BHS Access system. The top navigation bar includes 'BHS Access', 'Users', and 'Groups', along with a user profile for 'Bac Ha Software Co., Ltd.'. The main content area is divided into sections: 'MULTI COMPANIES' with 'Allowed Companies' (Bac Ha Software Co., Ltd.) and 'Default Company' (Bac Ha Software Co., Ltd.); 'ACCESS RIGHTS' with a list of groups. The 'Groups' list includes 'BHS Access / BHS-0-Members' (checked) and various other roles like 'BHS Access / BHS-1-Knowledge-Approvers', 'BHS Access / BHS-2-BHAcademy', 'BHS Access / BHS-2-BackOffice', 'BHS Access / BHS-2-HR', 'BHS Access / BHS-2-IT', 'BHS Access / BHS-2-Recruitment', 'BHS Access / BHS-3-BD', 'BHS Access / BHS-3-Marketing', 'BHS Access / BHS-3-Sales', 'BHS Access / BHS-3-SalesAssistant', 'BHS Access / BHS-5-Directors', 'BHS Access / BHS-5-M&L', 'BHS Access / BHS-6-BOM', and 'BHS Access / BHS-6-Odoo-Admin'. A sidebar on the left contains navigation icons, and a top bar shows statistics for Groups (25), Access Rights (364), Record Rules (94), Karma (0), and a 'Go to Website' button.



Bac Ha Software Co., Ltd.

# SALE CONTRACT

Manage contract information signed with customers, update contract timelines, and create sales orders from that contract to determine revenue earned under each contract.



## Retrieve information easily

All contract information such as customer, contract code, policies, progress... Fully updated.

## Quickly create sales orders

Quickly create sales orders from contracts to calculate the revenue earned from each contract.

---

# SALE CONTRACTS

Manage contract information signed with customers, update contract timelines.

<input type="checkbox"/>	Name	Reference	Customer	Tags	Invoicing type	Total Revenue
<input type="checkbox"/>	2024-C001-DAC-0001	2024-0001	[C001] Deco Addict		Post-paid	\$ 0.00
<input type="checkbox"/>	2024-C001-DAC-0002		[C001] Deco Addict		Post-paid	\$ 0.00
<input type="checkbox"/>	2024-C003-GM-0001		Gemini Furniture		Post-paid	\$ 0.00
<input type="checkbox"/>	2024-C003-GM-0002		Gemini Furniture		Post-paid	\$ 0.00
<input type="checkbox"/>	2024-C003-JG-0001		The Jackson Group		Post-paid	\$ 0.00
<input type="checkbox"/>	2024-C006-RM-0001		Ready Mat		Post-paid	\$ 0.00
<input type="checkbox"/>	2024-C008-WC-0001		Wood Corner		Post-paid	\$ 0.00
<input type="checkbox"/>	2024-C010-LI-0001		Lumber Inc		Post-paid	\$ 0.00
<input type="checkbox"/>	2024-C012-AI-0001		Azure Interior		Post-paid	\$ 0.00



# SALES MANAGEMENT

Send polished quotations with Odoo Sign and online payment.

---



## Your quotations online

Allow customers to easily use available templates and send professional quotes with signatures anywhere.



## Communicate quickly

Get in touch directly from automated email quotes. At the same time, the system retains complete records of customer negotiations.

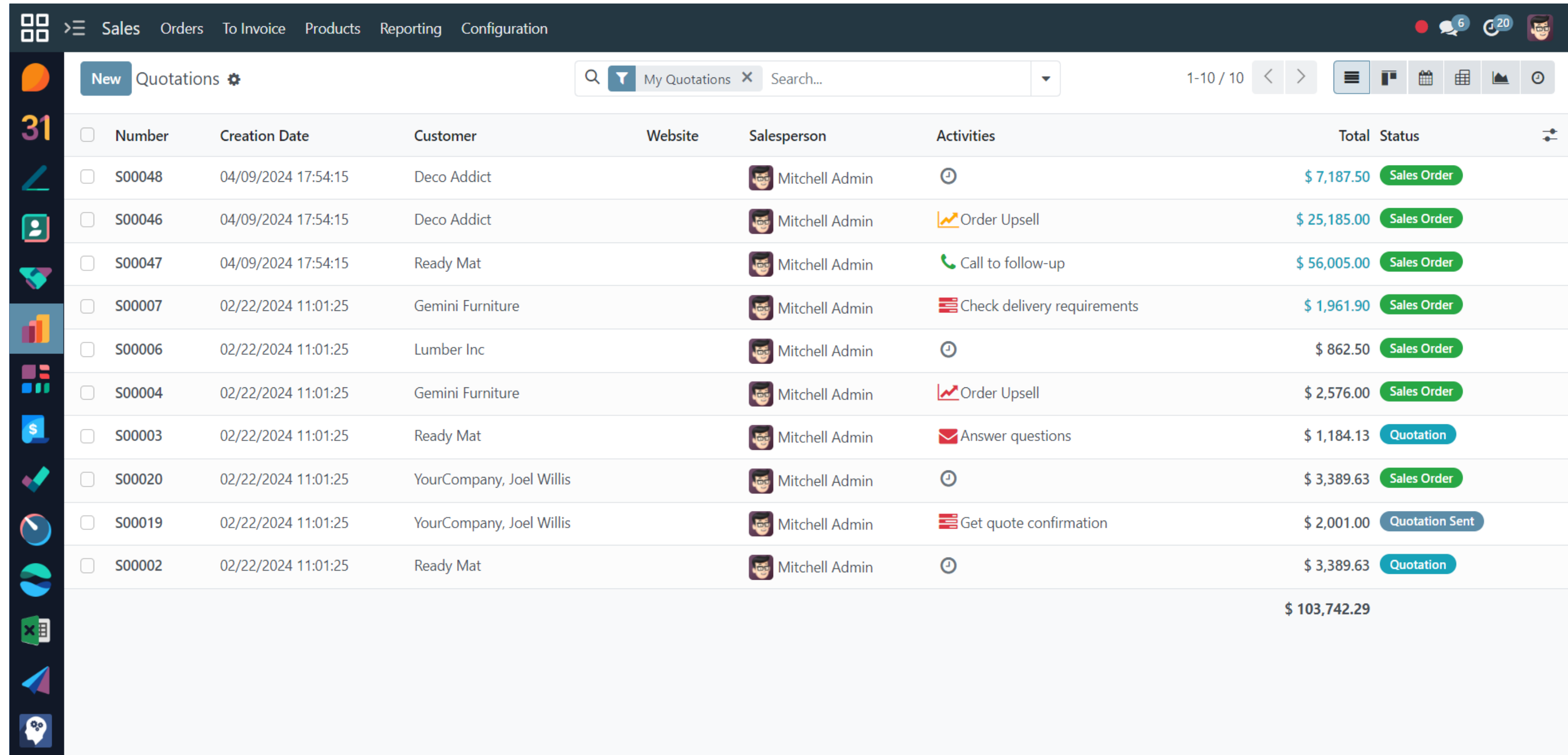


## Order & contract sorting

Add quick notes or attach files to any task and stay connected to the project team.

# SALES MANAGEMENT

Easy quotation software. Send polished quotations with Odoo Sign and online payment.



The screenshot displays the Odoo Sales Management interface. At the top, there is a navigation bar with menu items: Sales, Orders, To Invoice, Products, Reporting, and Configuration. On the right side of the navigation bar, there are notification icons for messages (6) and calendar (20), along with a user profile icon. Below the navigation bar, the main content area is titled 'New Quotations' with a search bar containing 'My Quotations' and a search icon. The table below lists various quotations with columns for Number, Creation Date, Customer, Website, Salesperson, Activities, Total, and Status. The status column contains buttons for 'Sales Order', 'Quotation', and 'Quotation Sent'. A summary row at the bottom right shows a total value of \$ 103,742.29.

<input type="checkbox"/>	Number	Creation Date	Customer	Website	Salesperson	Activities	Total	Status	
<input type="checkbox"/>	S00048	04/09/2024 17:54:15	Deco Addict		Mitchell Admin		\$ 7,187.50	<span>Sales Order</span>	
<input type="checkbox"/>	S00046	04/09/2024 17:54:15	Deco Addict		Mitchell Admin	Order Upsell	\$ 25,185.00	<span>Sales Order</span>	
<input type="checkbox"/>	S00047	04/09/2024 17:54:15	Ready Mat		Mitchell Admin	Call to follow-up	\$ 56,005.00	<span>Sales Order</span>	
<input type="checkbox"/>	S00007	02/22/2024 11:01:25	Gemini Furniture		Mitchell Admin	Check delivery requirements	\$ 1,961.90	<span>Sales Order</span>	
<input type="checkbox"/>	S00006	02/22/2024 11:01:25	Lumber Inc		Mitchell Admin		\$ 862.50	<span>Sales Order</span>	
<input type="checkbox"/>	S00004	02/22/2024 11:01:25	Gemini Furniture		Mitchell Admin	Order Upsell	\$ 2,576.00	<span>Sales Order</span>	
<input type="checkbox"/>	S00003	02/22/2024 11:01:25	Ready Mat		Mitchell Admin	Answer questions	\$ 1,184.13	<span>Quotation</span>	
<input type="checkbox"/>	S00020	02/22/2024 11:01:25	YourCompany, Joel Willis		Mitchell Admin		\$ 3,389.63	<span>Sales Order</span>	
<input type="checkbox"/>	S00019	02/22/2024 11:01:25	YourCompany, Joel Willis		Mitchell Admin	Get quote confirmation	\$ 2,001.00	<span>Quotation Sent</span>	
<input type="checkbox"/>	S00002	02/22/2024 11:01:25	Ready Mat		Mitchell Admin		\$ 3,389.63	<span>Quotation</span>	
							\$ 103,742.29		



Bac Ha Software Co., Ltd.

# WEBISTE

Easily quickly create a website to introduce your business or sell online.



## Building blocks

Building blocks let you design your website quickly by dragging and dropping them onto your web pages.

## Pages

Allows you to create pages for your website and customize their content and appearance to your needs.

## eCommerce

Sell online, promote products and increase your average cart sizes.

---

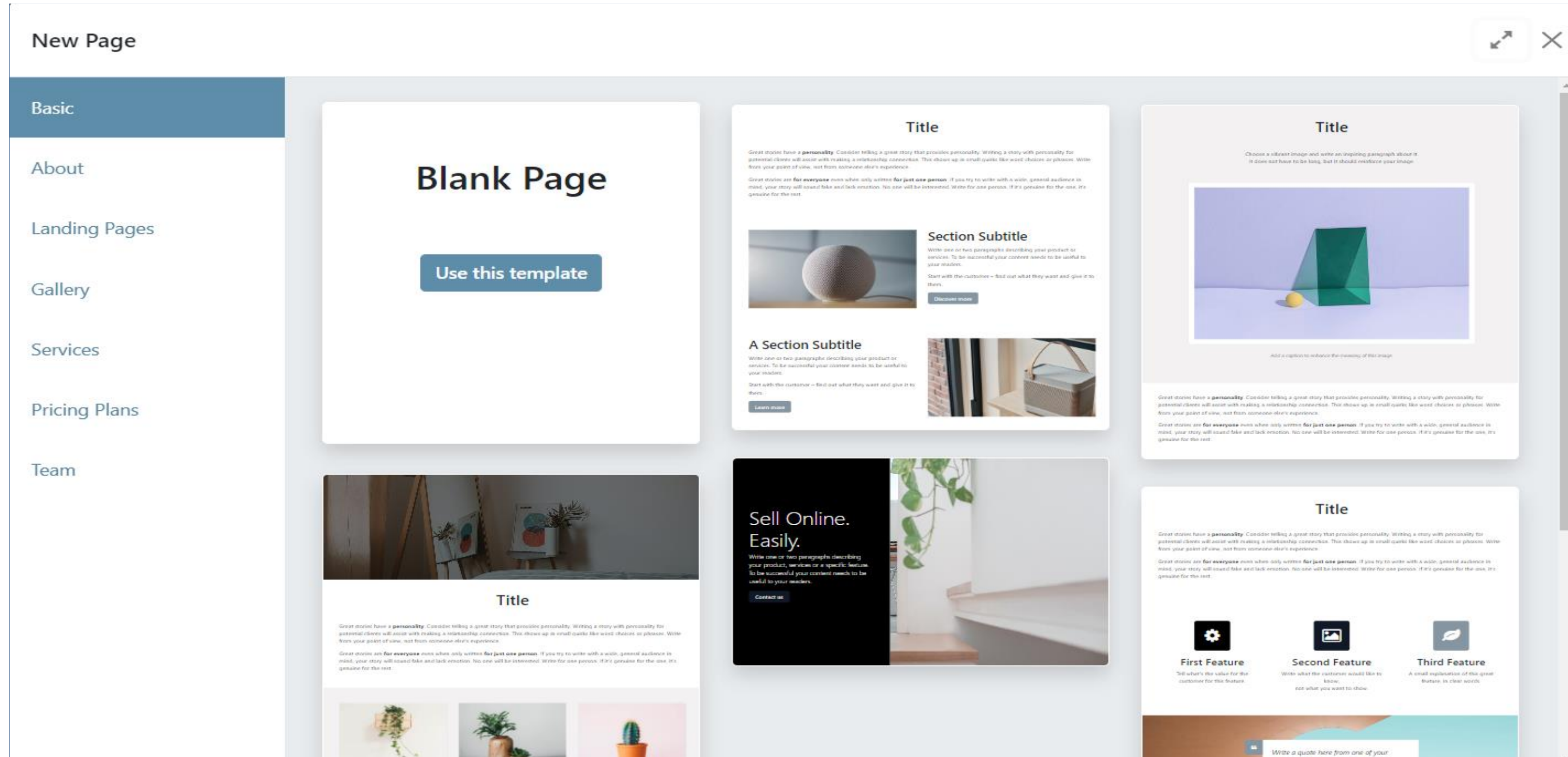
# Building blocks

Building blocks let you design your website quickly by dragging and dropping them onto your web pages.

The image shows a website editor interface. On the left is a live preview of a website. The website has a header with the BHSOFT logo, navigation links for 'Courses' and 'Recruitment', a search bar, social media icons for Facebook, LinkedIn, YouTube, and Zalo, a language dropdown set to 'English (US)', and a user profile 'Nguyễn Thị Phương Dung'. The main content area features a large group photo of people on a set of stairs. Overlaid on the photo is the text 'Career journey starts here!' in a large, white, sans-serif font. Below this text is a smaller line of text: 'Please call us or visit anytime, we will be happy to welcome you.' At the bottom of the photo are three dark buttons with white text: 'Contact Us', 'Our Services', and 'Our Digital Transformation'. On the right side of the editor is a sidebar with a dark theme. At the top of the sidebar are icons for undo, redo, mobile view, 'Discard', and 'Save'. Below these are three tabs: 'BLOCKS', 'CUSTOMIZE', and 'THEME'. A search bar is present with the placeholder text 'Search for a block (e.g. numbers, image wall, ...)'. Under the 'BLOCKS' tab, there is a 'Custom' section with a block labeled 'Custom Custom Images Wall'. Below that is a 'Structu' section with a grid of various building blocks. The blocks are arranged in a grid and include: 'Banner', 'Cover', 'Text Cover', 'Text - Image', 'Image - Text', 'Heading', 'Title', 'Text', 'Numbers', 'Picture', 'Columns', 'Big Boxes', and 'Features'. Each block has a small icon representing its design.

# Page

Allows you to create pages for your website and customize their content and appearance to your needs.



# eCommerce






Sell online, promote products and increase your average cart sizes.








**Legs**

- Steel
- Aluminium
- Custom

**Duration**

-

Search...  Benelux  Sort By: Featured   


 Desks  Furnitures  Boxes  Drawers  Cabinets  Bins 

**Customizable Desk**  
\$ 750.00

**Warranty**  
\$ 20.00

**Chair floor protection**  
\$ 12.00

**Conference Chair**  
\$ 33.00



**Office Design 7**



Bac Ha Software Co., Ltd.

## WEBISTE

Easily quickly create a website to introduce your business or sell online.



### Forum

Forum is a question-and-answer forum designed with providing customer support in mind. Adding a forum to a website enables you to build a community, encourage engagement, and share knowledge.

### Blog

Allows you to create and manage blog posts on your website to engage your audience and build a community.

### Live Chat

Allows users to communicate with website visitors in real-time.

---

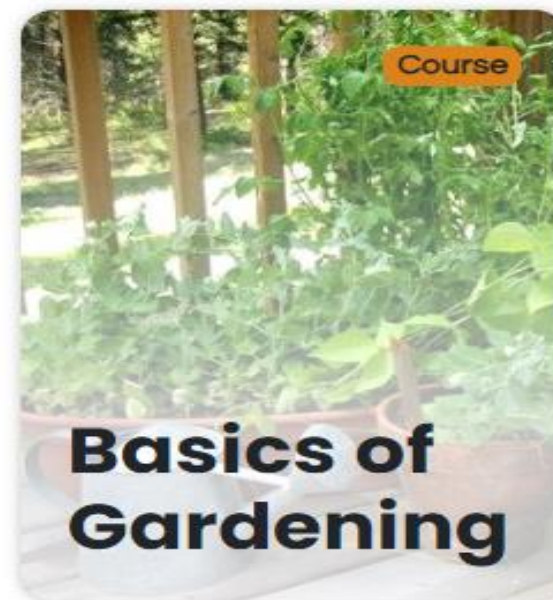

# Forum

Adding a forum to a website enables you to build a community, encourage engagement, and share knowledge.

## Community Forums

Tap into the collective knowledge of our community by asking your questions in our forums, where helpful members are ready to assist you.

[Meet our community members](#)



[Check out our courses →](#)



# Blog

Allows you to create and manage blog posts on your website to engage your audience and build a community.

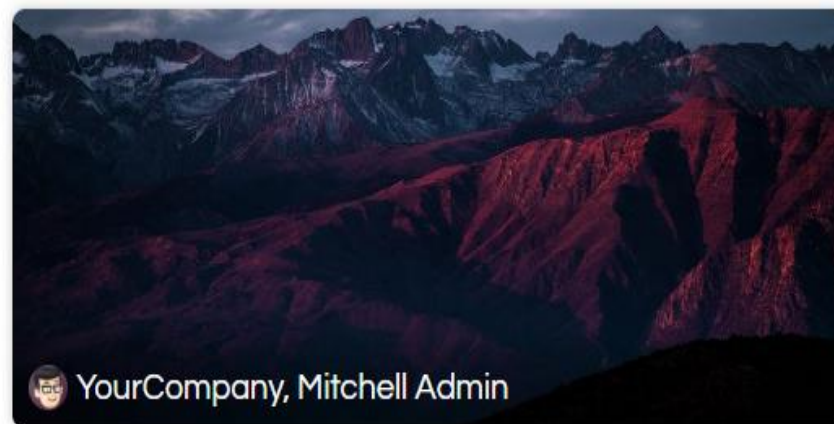
Latest

## Sierra Tarahumara

An exciting mix of relaxation, culture, history, wildlife and hiking.

Blogs: **All** Travel Astronomy Success Stories

Search...



YourCompany, Mitchell Admin

### Sierra Tarahumara


Sierra Tarahumara, popularly known as Copper Canyon is situated in Mexico. The area is a favorite destination among those seeking an adventurous vacation. Copper Canyon is one of the six gorges in the...



YourCompany, Marc-Demo

### How to choose the right hotel

So you're going abroad, you've chosen your destination and now you have to choose a hotel. Ten years ago, you'd have probably visited your local travel agent and trusted the face-to-face advice you we...




YourCompany, Mitchell Admin

### Maui helicopter tours

Maui helicopter tours are a great way to see the island from a different perspective and have a fun adventure. If you have never been on a helicopter before, this is a great place to do it. You will s...



Bac Ha Software Co., Ltd.



## LIVE CHAT

Odoo Live Chat allows users to communicate with website visitors in real-time. With Live Chat, leads can be qualified for their sales potential, support questions can be answered quickly, and issues can be directed to the appropriate team for further investigation or follow up. Live Chat also provides the opportunity for instant feedback from customers.

### Ratings

Allows operators to receive immediate feedback on their performance.

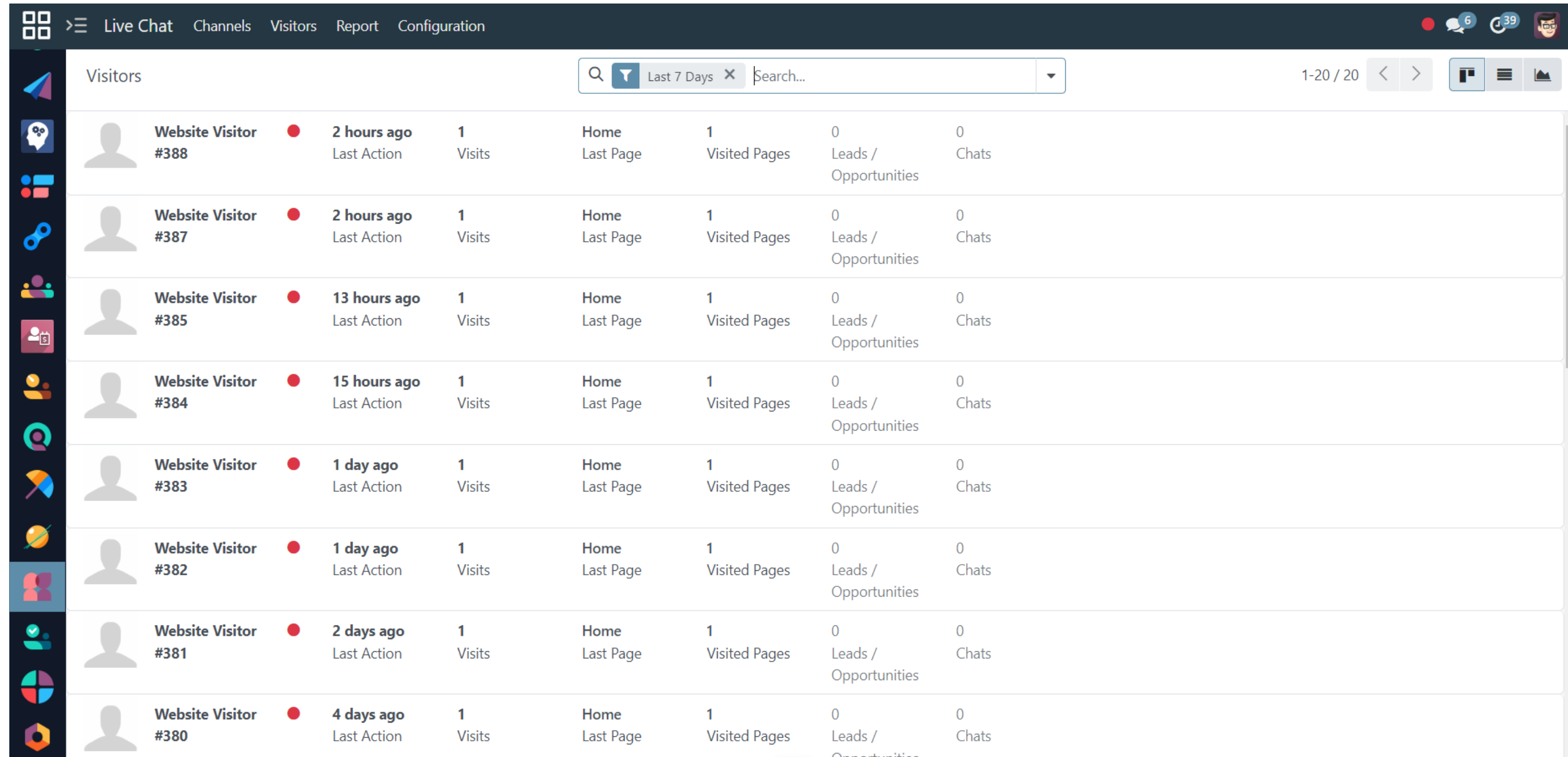
### Chatbots

A Chatbot is a program designed to mimic a conversation with a live human. Chatbots are assigned a script of pre-written steps to follow. The scripts are designed to anticipate a visitor's potential response, and lead them through a series of questions and answers the same way a live team member would.

---

# Live Chat

Allows users to communicate with website visitors in real-time.



The screenshot displays a web application interface for managing live chat. At the top, there is a navigation bar with a hamburger menu, a grid icon, and tabs for 'Live Chat', 'Channels', 'Visitors', 'Report', and 'Configuration'. On the right side of the navigation bar, there are notification icons for 6 messages and 39 refreshes, along with a user profile picture. Below the navigation bar, the main content area is titled 'Visitors'. It features a search bar with a dropdown menu set to 'Last 7 Days' and a search input field. To the right of the search bar, there are pagination controls showing '1-20 / 20' and navigation arrows. The main area contains a table with the following columns: a profile icon, visitor ID, status (red dot), last action time, number of visits, last page visited, number of visited pages, number of leads/opportunities, and number of chats. The table lists eight visitors, each with a unique ID and a status indicator.

Profile	Visitor ID	Status	Last Action	Visits	Last Page	Visited Pages	Leads / Opportunities	Chats
	Website Visitor #388	●	2 hours ago	1	Home	1	0 / 0	0
	Website Visitor #387	●	2 hours ago	1	Home	1	0 / 0	0
	Website Visitor #385	●	13 hours ago	1	Home	1	0 / 0	0
	Website Visitor #384	●	15 hours ago	1	Home	1	0 / 0	0
	Website Visitor #383	●	1 day ago	1	Home	1	0 / 0	0
	Website Visitor #382	●	1 day ago	1	Home	1	0 / 0	0
	Website Visitor #381	●	2 days ago	1	Home	1	0 / 0	0
	Website Visitor #380	●	4 days ago	1	Home	1	0 / 0	0

# Live Chat

With Live Chat, leads can be qualified for their sales potential, support questions can be answered quickly, and issues can be directed to the appropriate team for further investigation or follow up.

The screenshot displays a live chat application interface. At the top, a navigation bar includes 'Live Chat', 'Channels', 'Visitors', 'Report', and 'Configuration'. On the right side of this bar, there are notification icons for 6 messages and 39 unread items, along with a user profile icon.

The left sidebar contains a 'Start a meeting' button and a list of navigation options: 'Inbox', 'Starred', 'History', 'CHANNELS' (with a sub-item 'general'), 'LIVECHAT' (with sub-items 'Visitor (Belgium)' and 'Visitor #234'), and 'DIRECT MESSAGES'.

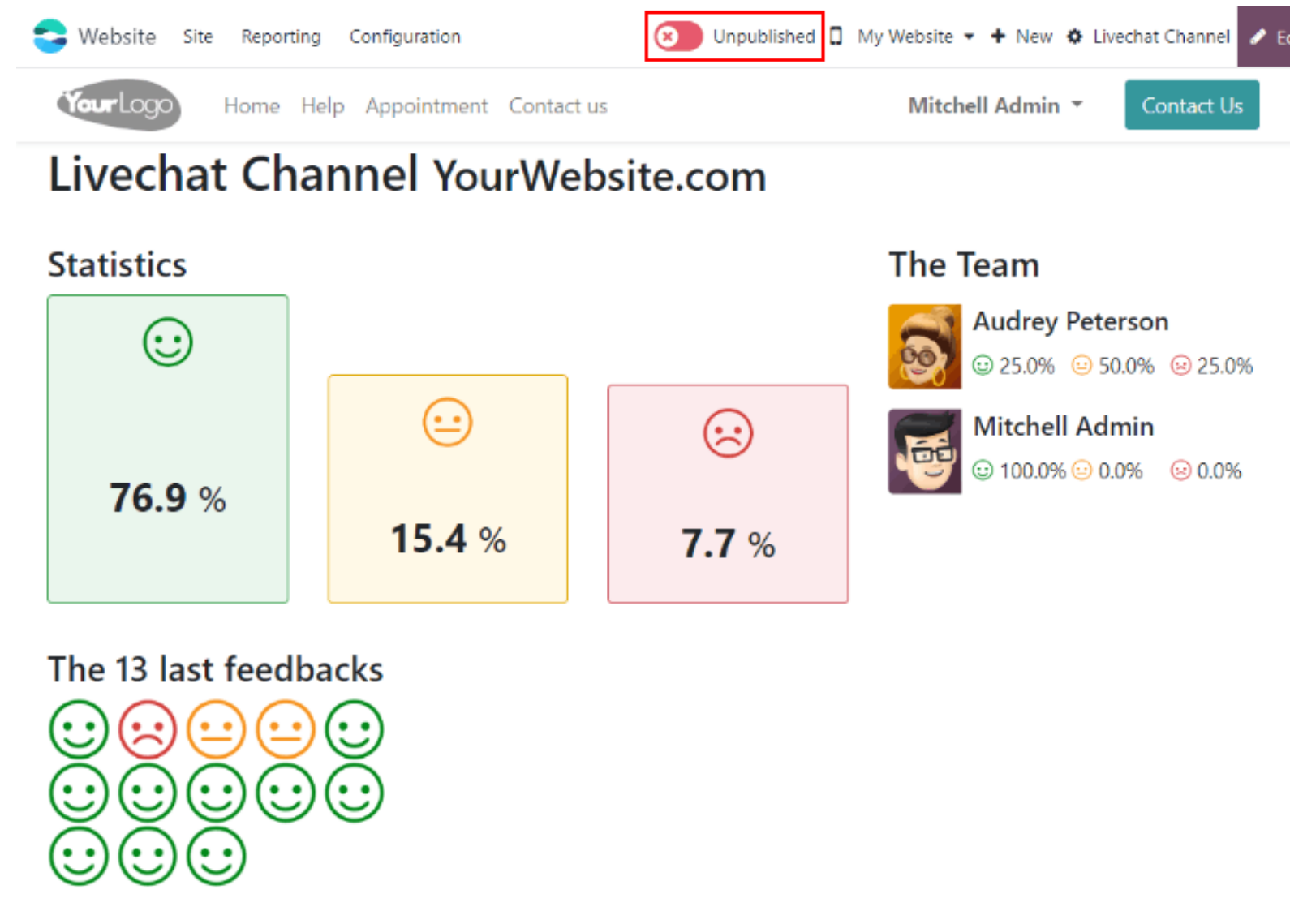
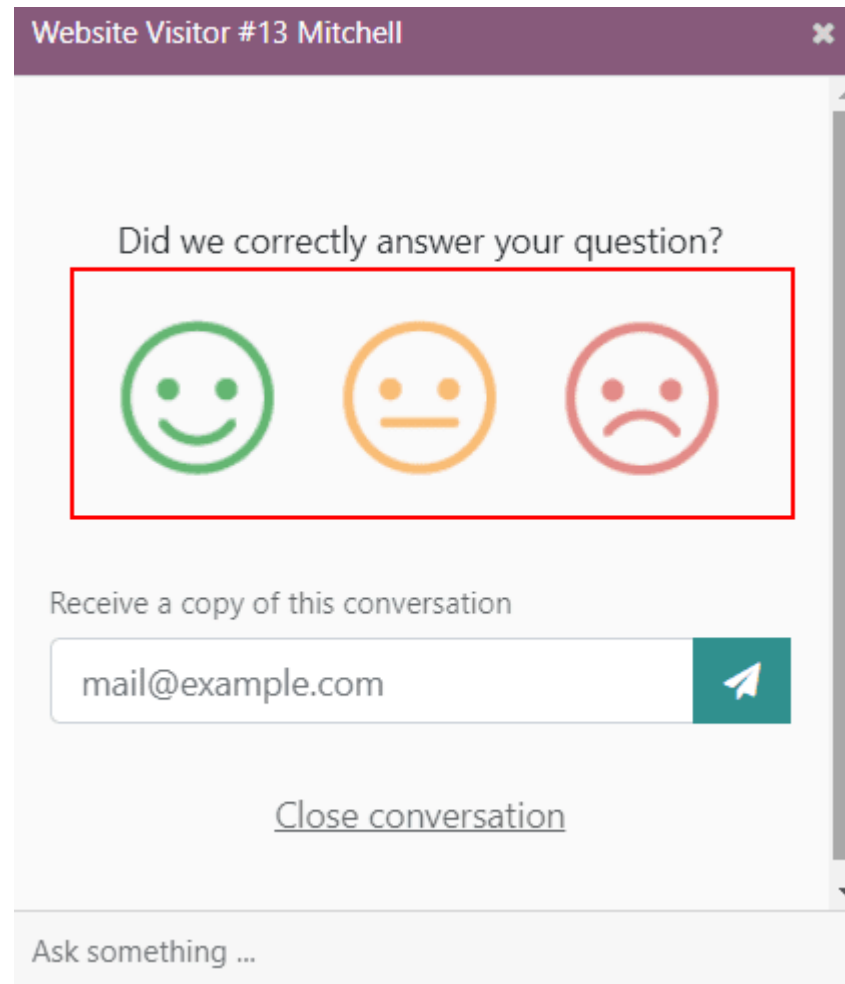
The main chat area is titled 'Visitor #234' and features a date separator for 'January 22, 2024'. The conversation history is as follows:

- Mitchell Admin** (3 months ago): Hello, how may I help you?
- Visitor #234** (3 months ago): I'm looking for an application to record my timesheet, any tips?
- Mitchell Admin** (3 months ago): Yes, you can use our Timesheets application to record your time efficiently! (This message has reaction icons: thumbs up, reply, star, and more options.)
- Visitor #234** (3 months ago): Great! Thanks for the info
- Mitchell Admin** (3 months ago): You're welcome, have a nice day!

At the bottom of the chat area, there is a 'Good Job' notification from Visitor #234. The input field at the very bottom shows 'Message Visitor #234...' and includes icons for emojis, GIFs, attachments, voice recording, and a 'Send' button.


# Ratings

Customers provide ratings as soon as they close the conversation. This allows operators to receive immediate feedback on their performance.



# Chatbots

A Chatbot is a program designed to mimic a conversation with a live human.



Today



**Welcome Bot** - now

Welcome to CompanyName! 🙌

What are you looking for?

I have a pricing question

I am looking for your documentation

I am just looking around

Select an option above

Chatbot Name

Welcome Bot

EN



Script

Message	Step Type	Answers	Only If
🗑️ Welcome to CompanyName! 🙌	Text		
🗑️ What are you looking for?	Question	I have a pricing question I am looking for your document... I am just looking around	
🗑️ Hmm, let me check if I can find someone that could help you with that...	Text		I have a pricing question
🗑️	Forward to Operator		I have a pricing question
🗑️ Hu-ho, it looks like none of our operators are available 😞	Text		I have a pricing question



Bac Ha Software Co., Ltd.

## EMAIL MARKETING

Craft successful email campaigns that resonate with your prospects without any IT knowledge. Get total control over your email content and layout thanks to an intuitive and easy-to-use software.



### Works on any device

Be sure that your email newsletter is optimally displayed on every screen.

### Design marketing emails

Get total control over your email content and layout thanks to an intuitive and easy-to-use software.

### Optimize your results

By sending separate emails by campaign to target groups in the database.

---

# EMAIL MARKETING

Email Marketing Made Easy. Design emails with just a few drag & drops.

The screenshot displays the user interface of an email marketing platform. At the top, a navigation bar includes 'Email Marketing', 'Mailings', 'Mailing Lists', 'Reporting', and 'Configuration'. A secondary bar shows 'New Mailings' with options for 'New', 'Settings', 'Share', and 'Refresh'. Below this, a workflow progress bar indicates the current stage: 'Draft' (selected), 'In Queue', 'Sending', and 'Sent'. To the right, there are buttons for 'Send message', 'Log note', 'Activities', and 'Follow', along with search and user icons.

The main content area is divided into sections for editing the email: 'Subject' (e.g., 'New Sale on all T-shirts'), 'Recipients' (Mailing List), and 'Mail Body' (selected), with tabs for 'A/B Tests' and 'Settings'. A prompt suggests saving the mailing as a template by clicking a star icon.

The central focus is a gallery of email templates, each with a preview and a label: 'Plain Text', 'Start From Scr...', 'Welcome Mes...', 'BHSOFT Partner...', 'Event Promo', 'Newsletter', 'Training', 'Coupon Code', 'Coffee Break', and 'Bloggng'. Each template shows a visual representation of the email's layout and content.

On the right side, a sidebar shows a 'Today' activity feed with a notification from 'YourCompany Mitchell Admin' stating 'Creating a new record...'. The left sidebar contains a vertical menu of various application icons.





Bac Ha Software Co., Ltd.

# MARKETING AUTOMATION

The Odoo Marketing Automation application enables users to create dynamic campaigns with actions that automatically occur within a defined duration, such as sending a series of timed mass emails or engaging with leads based on their interactions with marketing campaigns.



## Audience targeting

Define the target audience for the campaign's reach (i.e., the unique contact records in the database, and imported list, etc.).

## Campaign workflow activities

A workflow is the overall activity structure of a marketing automation campaign.

## Testing/running campaigns


Allows users to test marketing campaigns (and mailings) before officially running them to check for errors and correct any mistakes before it reaches its target audience.

# MARKETING AUTOMATION

## New Opportunities - Sales

EN

Target ? Lead/Opportunity

Save as Favorite Filter 

Unicity based on ? Email (Lead/Opportunity)


Filter ?

▼ Match all ▼ of the following rules:

Include archived

Stage is in ▼ New X +   

Expected Revenue > ▼ 1000 +   

any ▼ of: +   

Type = ▼ Lead ▼ +   

Type = ▼ Opportunity ▼ +   

New Rule

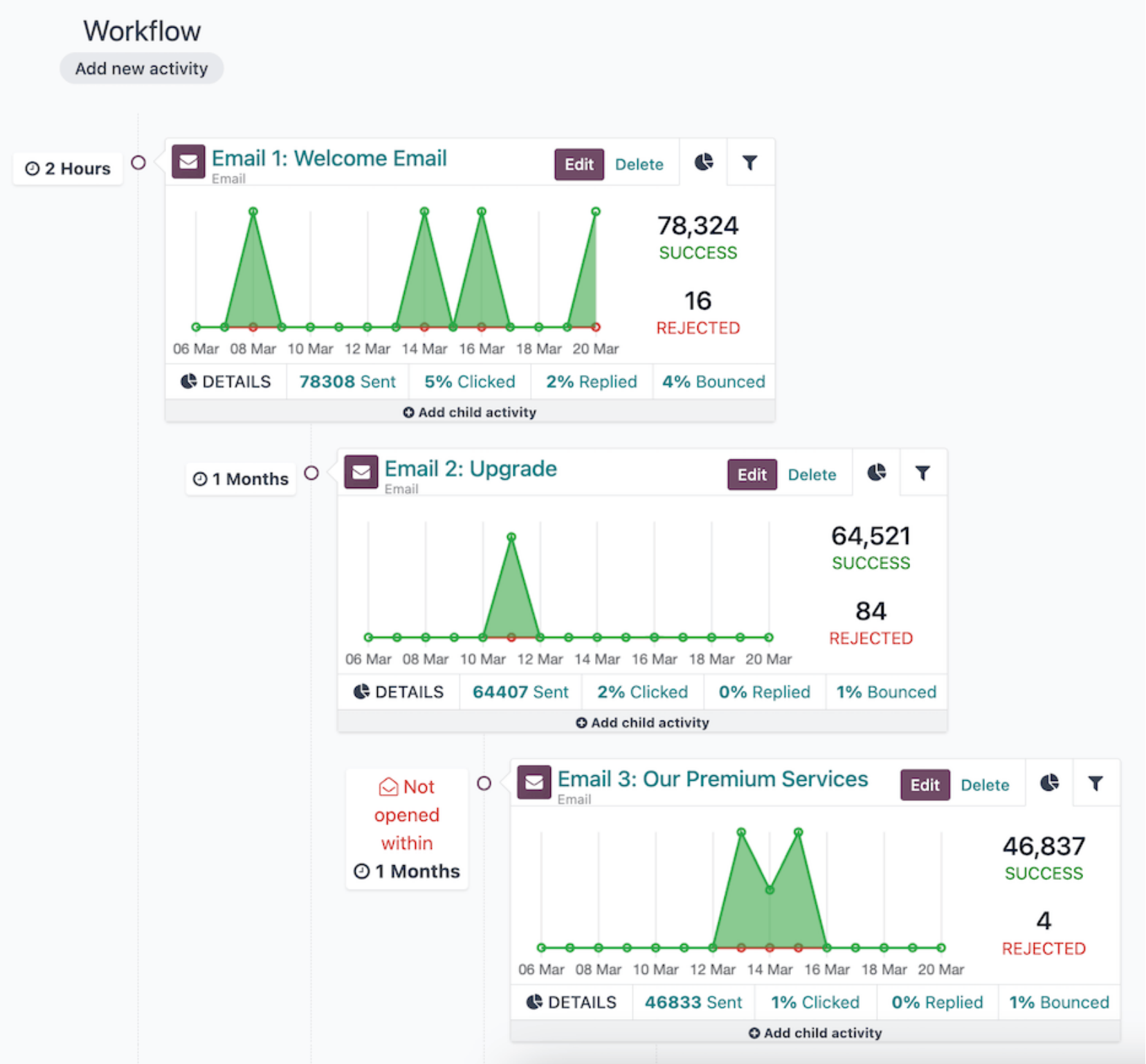
```
# Code editor
[("stage_id", "in", [1]),
 ("expected_revenue", ">", 1000),
 "|", ("type", "=", "lead"),
 ("type", "=", "opportunity")]
```

→ 157 record(s) 

## Audience targeting

**Example:** To target all leads and opportunities from the *CRM* app that are in the *New* stage, and have an expected revenue greater than \$1,000

# MARKETING AUTOMATION



## Campaign workflow activities

**Example:** Workflow sequence of three activities; the last child activity has a trigger type of Mail: not opened.

# MARKETING AUTOMATION

**Start** Launch a Test ←

## New Sample Campaign

Target ? Contact Filter

Unicity based on ?

---

Launch a test ×

Pick or create a/an Contact to generate a Test Participant

Abigail Peterson

---

**Launch** Cancel

## Testing/running campaigns

The Odoo Marketing Automation app allows users to test marketing campaigns (and mailings) before officially running them to check for errors and correct any mistakes before it reaches its target audience.



Bac Ha Software Co., Ltd.

# MARKETING AUTOMATION

The Odoo Marketing Automation application enables users to create dynamic campaigns with actions that automatically occur within a defined duration, such as sending a series of timed mass emails or engaging with leads based on their interactions with marketing campaigns.



## Campaign metrics

Campaign metrics are detailed statistics and analytics within a marketing campaign, measuring its success and effectiveness.

## Limit email

Limit the number of emails sent per hour for each activity.

## Send in business

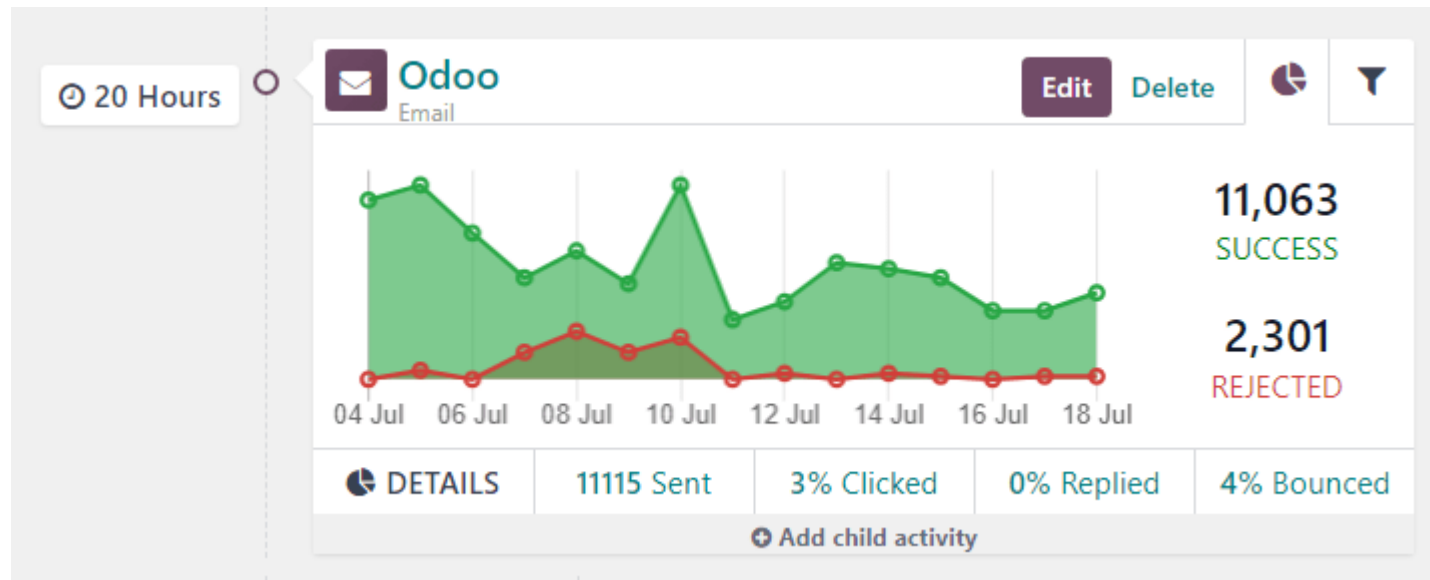
Allows you to choose to send mailings during the recipient's working hours, configured according to the recipient's timezone

---

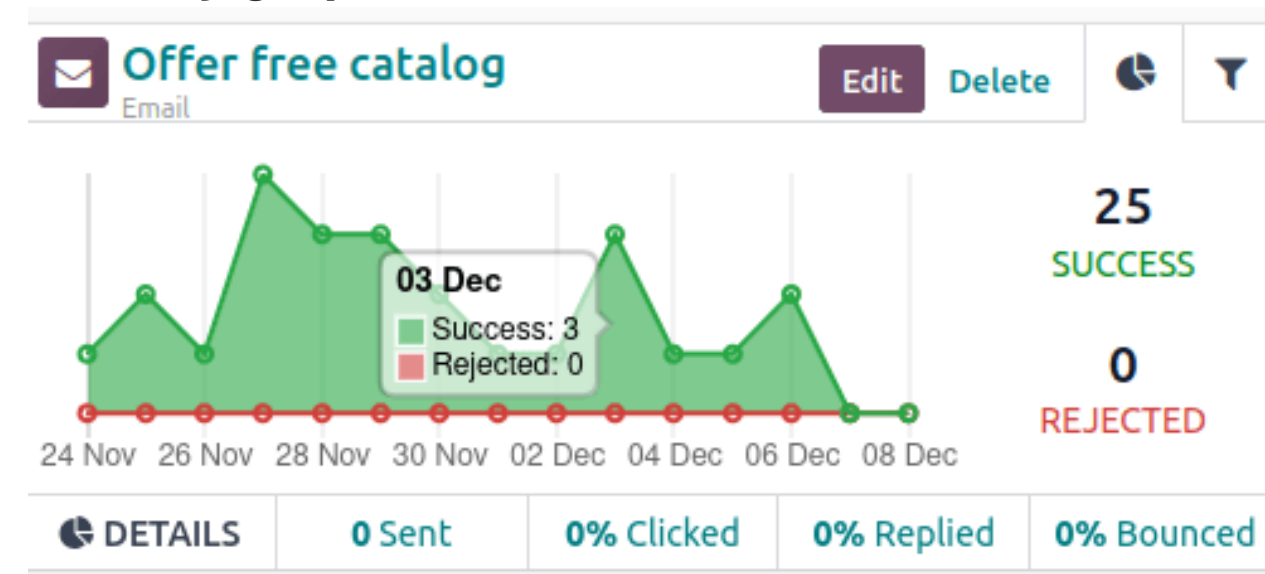
# MARKETING AUTOMATION

**Campaign metrics** are detailed statistics and analytics within a marketing campaign, measuring its success and effectiveness.

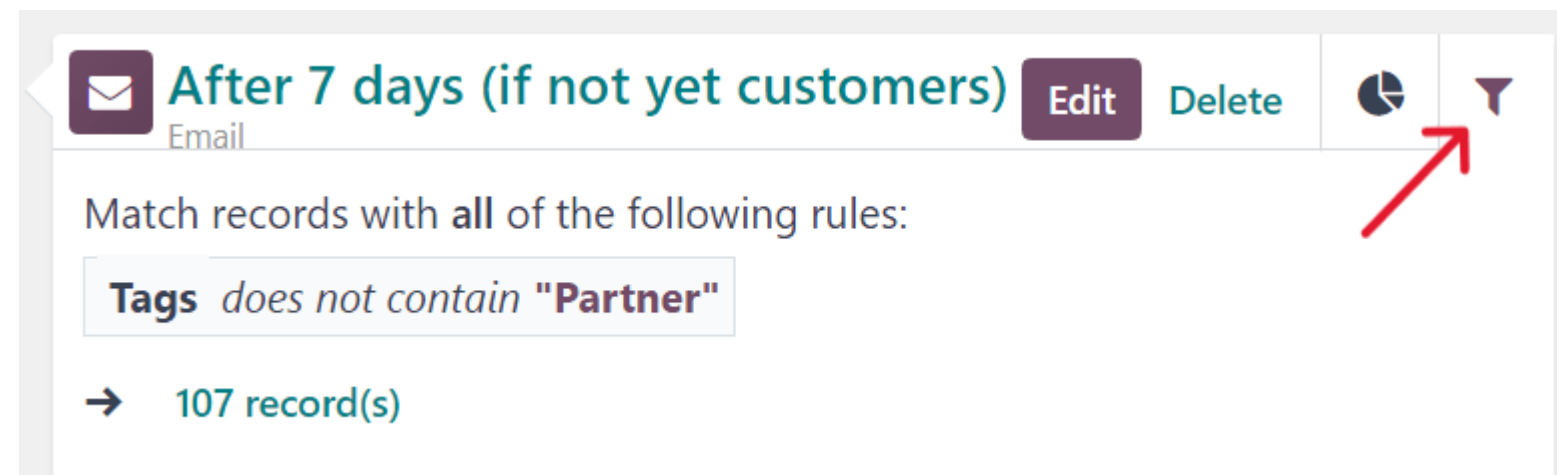
## Activity analytics



## Activity graph tab



## Activity filter tab

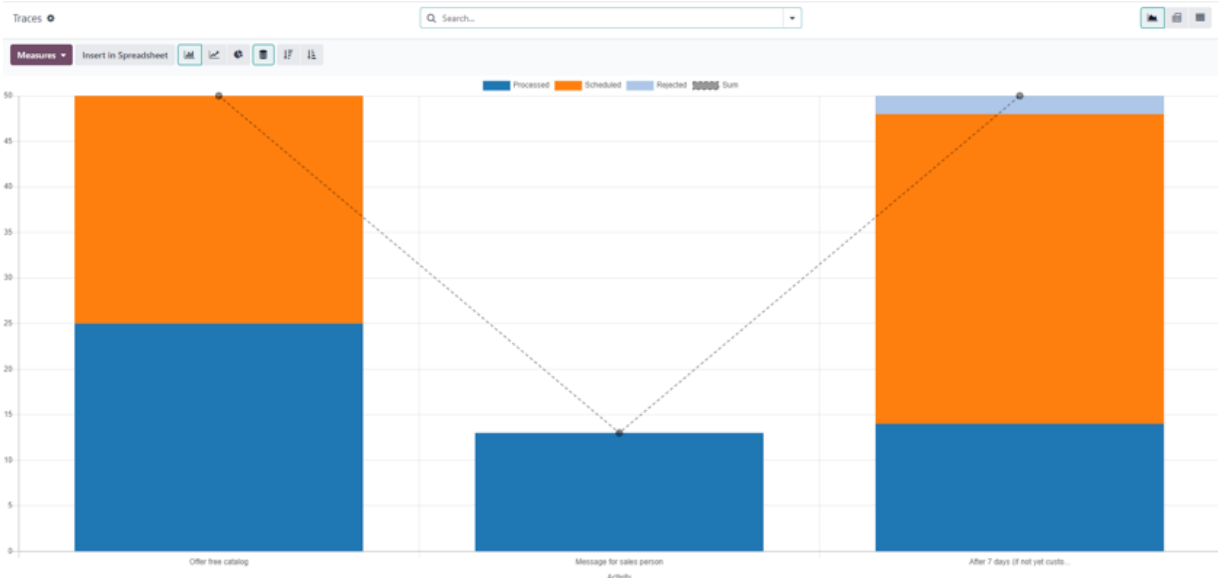


# MARKETING AUTOMATION

**Campaign metrics** are detailed statistics and analytics within a marketing campaign, measuring its success and effectiveness.

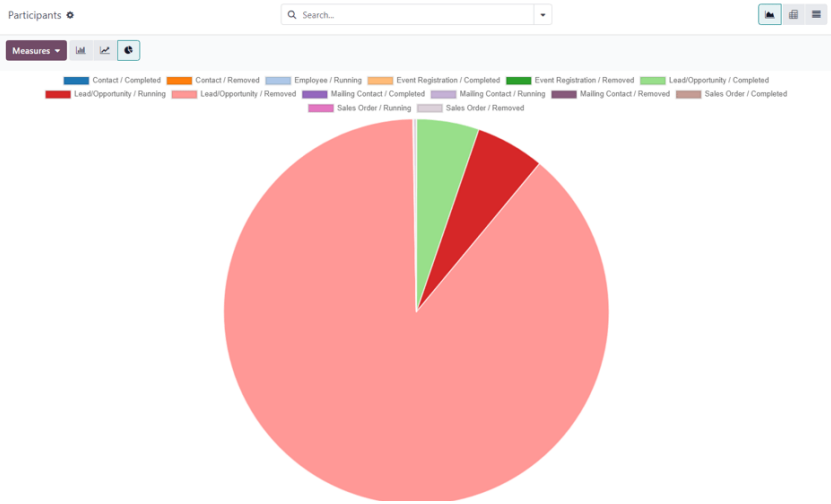
## Traces

Tracks all activities used in every marketing campaign



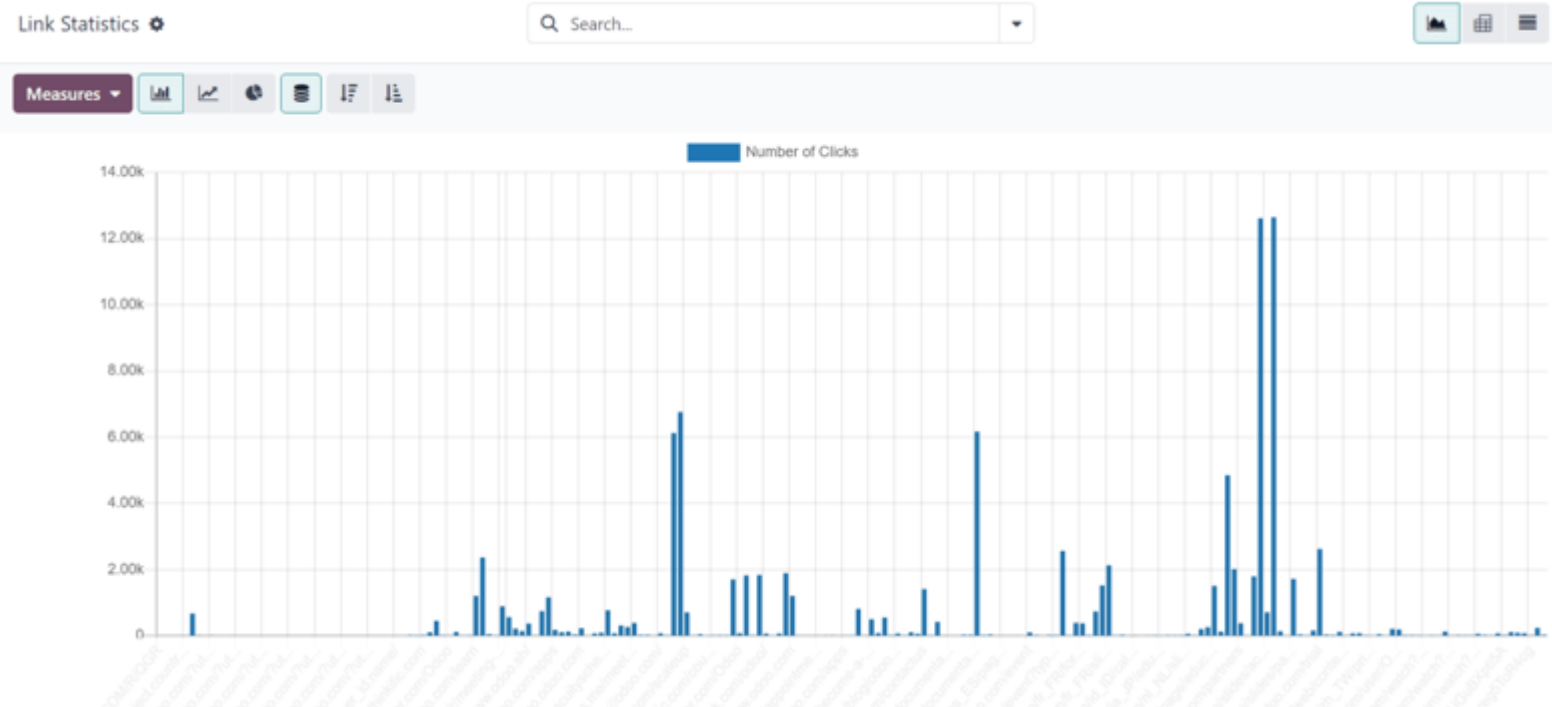
## Participants

Tracks all participants related to every marketing campaign



## Link tracker

Tracks all URLs used in marketing campaigns





Bac Ha Software Co., Ltd.

# Manufacturing

A business may effectively manage manufacturing orders, bills of materials, and work centers, and track all manufacturing operations at every level. Odoo is wholly reliable for the efficient management of job orders. With the specialized module, arranging and planning each stage of manufacture is now simpler.



## Work Centers

A production order includes a number of steps that must be completed in order to produce a flawless final product.

## Manufacturing Orders

To produce a flawlessly finished product, several activities are included in a production order

## Work Orders

To produce a flawlessly finished product, several activities are included in a production order



# WORK CENTERS

Defined list of work centers will be displayed, as seen in the screenshot below, together with information such as the name of the work center, its code, tag, alternative work centers, cost per hour, capacity, time efficiency, and OEE target.

The screenshot shows a software interface for managing work centers. At the top, there is a navigation bar with 'Manufacturing', 'Overview', 'Operations', and 'Planning'. A 'New Work Centers' button is highlighted with a red box. To the right of the button is a search bar with the text 'Search...'. Further right, there are navigation controls showing '1-3 / 3' and arrows. The main content is a table with the following columns: 'Work Center', 'Code', 'Tag', 'Alternative Workcenters', 'Cost per hour', 'Capacity', 'Time Efficiency', and 'OEE Target'. The table contains three rows of data:

Work Center	Code	Tag	Alternative Workcenters	Cost per hour	Capacity	Time Efficiency	OEE Target
Drill Station 1				20.00	1.00	100.00	90.00
Assembly Line 2				70.30	1.00	100.00	90.00
Assembly Line 1				34.59	1.00	100.00	90.00

# MANUFACTURING ORDERS

The list's preview displays information about the manufacturing orders, including the Reference, Scheduled Date, Product, Next Activity Source, Component Status, Quantity, UoM, Expected Duration, Real Duration, Company, and State.

Manufacturing Overview Operations Planning Products Reporting Configuration Demo Company Mitchell Admin demo\_saas-163\_aa2b2dda08...

**New** Manufacturing Orders  1-6 / 6

<input type="checkbox"/>	Refere...	Start	Product	Next Activity	Source	Component...	Quantity	UoM	Expected D...	Real Duration	Company	State
<input type="checkbox"/>	☆ WH/MO/00...	Today	[FURN_780...				3.00	Units			Demo Comp...	Draft
<input type="checkbox"/>	☆ WH/MO/00...	Today	[FURN_852...			Available	2.00	Units			Demo Comp...	Confirmed
<input type="checkbox"/>	☆ WH/MO/00...	Tomorrow	[FURN_966...			Available	1.00	Units			Demo Comp...	Confirmed
<input type="checkbox"/>	☆ WH/MO/00...	In 2 days	[FURN_966...			Available	1.00	Units	60:00		Demo Comp...	Confirmed
<input type="checkbox"/>	☆ WH/MO/00...	In 2 days	[FURN_966...			Available	1.00	Units	60:00		Demo Comp...	Confirmed
<input type="checkbox"/>	☆ WH/MO/00...	In 2 days	[FURN_966...			Available	1.00	Units	60:00		Demo Comp...	In Progress
							9.00		180:00	00:00		

# WORK ORDERS

Under the Work Orders tab of the relevant manufacturing order, any operations pertaining to that manufacturing process can be included.

Manufacturing Overview Operations Planning +

5 23 Demo Company Mitchell Admin demo\_saas-163\_a0750c5407...

New Manufacturing Orders WH/MO/00008 Overview

1 / 1 < >

MO Reference ?

## ☆ WH/MO/00008

Product ? Table Scheduled Date ? 09/16/2023 12:17:20

Quantity ? 0.00 / 1.00 ? Units To Produce Component Status ? Available

Bill of Material ? Table Responsible ? Mitchell Admin

Company ? Demo Company

Components Work Orders By-Products Miscellaneous

Ope...	Work Ce...	Product	Quantity	Start	Expecte...	Real Du...	Status	
OP1	Assembly Lin...	Table	1.00		60:00	00:00	Ready	Start Block
OP2	Assembly Lin...	Table	1.00		60:00	00:00	Ready	Start Block

Add a line



Bac Ha Software Co., Ltd.

# Manufacturing

A business may effectively manage manufacturing orders, bills of materials, and work centers, and track all manufacturing operations at every level. Odoo is wholly reliable for the efficient management of job orders. With the specialized module, arranging and planning each stage of manufacture is now simpler.



## Unbuild Orders

Already covered how to use the Manufacturing Order form view to create an unbuild order for a produced good.

## Scrap Orders

Scrap is any material that is left over or unusable after a product is manufactured. The broken items that can't be fixed in some situations will be taken to storage facilities for scrap.

## Planning

You may schedule activities in line with work orders and work centers using the Planning menu found in the Manufacturing module.

---

# UNBUILD ORDERS

It is vital to document such unbuild orders in such circumstances.

The screenshot shows a software interface with a navigation menu at the top. The 'Operations' menu item is highlighted with a red box. A dropdown menu is open under 'Operations', with 'Unbuild Orders' highlighted by a red box. To the left of the dropdown, a 'New Unbuild Orders' button is also highlighted with a red box. The interface includes a search bar, a table with columns for 'Refer...', 'Product', 'Bill of ...', 'Manuf...', 'Lot/Se...', 'Quantity', 'Unit o...', 'Comp...', and 'Status'. A single row is visible in the table with the value 'UB/00001' and a 'Draft' status.

Refer...	Product	Bill of ...	Manuf...	Lot/Se...	Quantity	Unit o...	Comp...	Status
UB/00001	Table	Table	WH/MO/00...		1.00	Units	Demo Com...	Draft

# SCRAP ORDERS

To manage the scrap orders of the manufactured products in your organization, utilize the Scrap Order platform in the Manufacturing module, which is accessible from the Operations menu.

The screenshot shows the Odoo Manufacturing module interface. At the top, there are navigation tabs: Manufacturing, Overview, Operations (highlighted with a red box), and Planning. Below the tabs, there is a 'New Scrap Orders' button (highlighted with a red box) and a dropdown menu for 'Operations' (highlighted with a red box) containing 'Manufacturing Orders', 'Work Orders', 'Unbuild Orders', and 'Scrap' (highlighted with a red box). The main content area displays a table of scrap orders with columns: Reference, Date, Quantity, Unit of M..., Source Lo..., Scrap Loc..., Company, and Status. A single order is visible with Reference 'SP/00001', Date '09/20/2023 08...', Quantity '1.00', Unit of M... 'Units', Source Lo... 'WH/Stock', Scrap Loc... 'Virtual Locatio...', Company 'Demo Company', and Status 'Done'.

Reference	Date	Quantity	Unit of M...	Source Lo...	Scrap Loc...	Company	Status
SP/00001	09/20/2023 08...	1.00	Units	WH/Stock	Virtual Locatio...	Demo Company	Done

# PLANNING

It will be easier for you to manage operations if you plan work orders. You can include the production's planned date while establishing a work order.

The screenshot displays the Manufacturing Planning interface. At the top, there is a navigation bar with 'Manufacturing', 'Overview', 'Operations', and 'Planning' (highlighted with a red box). The user is identified as 'Mitchell Admin' for 'Demo Company'. Below the navigation bar is a search bar with filters for 'In Progress or Ready or Waiting or Pending' and 'Manufacturing Order'. The main area shows a calendar for 'September 2023' with a grid of operations. A detailed view for 'WH/MO/00009 - Drawer - OP1' is shown, including start and stop dates and workcenter information. The grid shows operations for WH/MO/00009 and WH/MO/00011, with a 'Total' row. The detailed view includes an 'Edit' button.

Operations	01	02	03	04	05	06	07	08	09
WH/MO/00009									
WH/MO/00011									
<b>Total</b>									

**WH/MO/00009 - Drawer - OP1**

Start Date: 9/20/2023, 8:42:48 AM  
Stop Date: 9/23/2023, 11:30:00 AM  
Workcenter: Assembly Line 1

Edit



Bac Ha Software Co., Ltd.

# Manufacturing

A business may effectively manage manufacturing orders, bills of materials, and work centers, and track all manufacturing operations at every level. Odoo is wholly reliable for the efficient management of job orders. With the specialized module, arranging and planning each stage of manufacture is now simpler.



## Master Production Planning

A production forecasting method based on anticipated demand might be thought of as master production planning. This function can help the user determine how much of the product has to be produced in order to satisfy demand.

## Bill of Material

You can make a list of the raw materials or components needed to make the product using the Bill of Material feature in the Odoo17 Manufacturing module.

---



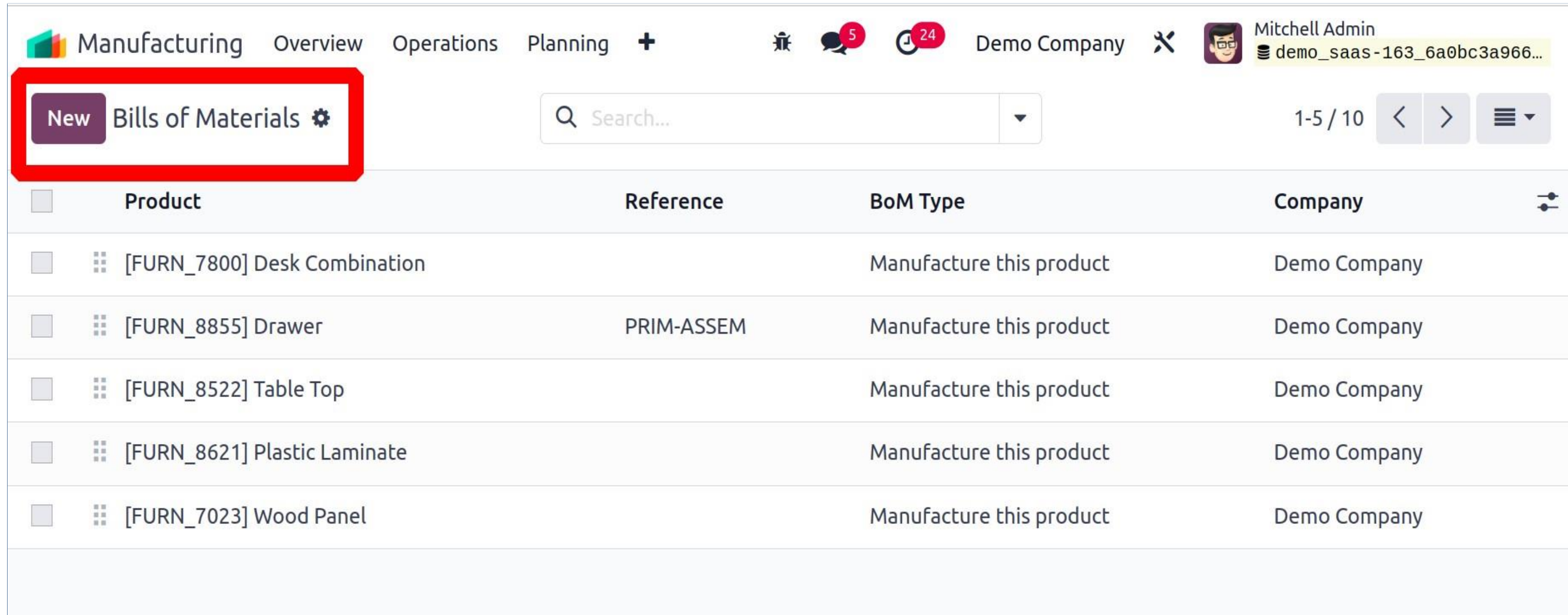
# MASTER PRODUCTION PLANNING

The display on the screen will show columns in accordance with the Time Range you specify. By selecting the appropriate settings from the Rows menu, you can expand the details by adding more rows to the display.

Manufacturing Overview Operations Planning Products Reporting Configuration <span>5</span> <span>24</span> Demo Company Mitchell Admin demo_saas-163_45f7cb76b4...										
Replenish Add a Product Master Production Schedule		Search...								
	Sep 2023	Oct 2023	Nov 2023	Dec 2023	Jan 2024	Feb 2024	Mar 2024	Apr 2024	May 2024	
<input type="checkbox"/> [FURN_7800] Desk Combination by Units	60.00	-160.00	-140.00	-120.00	-100.00	-80.00	-60.00	-40.00	-20.00	
- Forecasted Demand	240.00	0.00	0.00	0.00	0.00	0.00	0.00	0.00	0.00	0.00
+ Suggested Replenishment Replenish $0 \leq \dots \leq 20$	20.00	20.00	20.00	20.00	20.00	20.00	20.00	20.00	20.00	20.00
= Forecasted Stock $\text{© } 5$	-160.00	-140.00	-120.00	-100.00	-80.00	-60.00	-40.00	-20.00	0.00	
<input type="checkbox"/> [FURN_0269] Office Chair Black by Units	9.00	-346.00	-316.00	-286.00	-256.00	-226.00	-196.00	-166.00	-136.00	
- Forecasted Demand	365.00	0.00	0.00	0.00	0.00	0.00	0.00	0.00	0.00	0.00
- Indirect Demand Forecast	40.00	20.00	20.00	20.00	20.00	20.00	20.00	20.00	20.00	5.00
+ Suggested Replenishment Replenish $0 \leq \dots \leq 50$	50.00	50.00	50.00	50.00	50.00	50.00	50.00	50.00	50.00	50.00
= Forecasted Stock $\text{© } 15$	-346.00	-316.00	-286.00	-256.00	-226.00	-196.00	-166.00	-136.00	-91.00	

# BILL OF MATERIAL

Choose the appropriate option from the Products menu of the Manufacturing module in order to create a Bill of Material for a product. As seen in the image below, the window will display a list of BoM that have previously been configured.



The screenshot shows a software interface with a navigation bar at the top. The 'Manufacturing' module is selected, and the 'New Bills of Materials' button is highlighted with a red box. Below the navigation bar is a search bar and a table of Bills of Materials (BoM).

Product	Reference	BoM Type	Company
[FURN_7800] Desk Combination		Manufacture this product	Demo Company
[FURN_8855] Drawer	PRIM-ASSEM	Manufacture this product	Demo Company
[FURN_8522] Table Top		Manufacture this product	Demo Company
[FURN_8621] Plastic Laminate		Manufacture this product	Demo Company
[FURN_7023] Wood Panel		Manufacture this product	Demo Company



Bac Ha Software Co., Ltd.

## Manufacturing

A business may effectively manage manufacturing orders, bills of materials, and work centers, and track all manufacturing operations at every level. Odoo is wholly reliable for the efficient management of job orders. With the specialized module, arranging and planning each stage of manufacture is now simpler.



### Operations

In order to accomplish the work orders within the allotted period, a work center consists of several operations to oversee. It involves several different procedures, including component assembly, packing, testing, and more. While creating a manufacturing order, you can allocate different operations to a work center.

### Reporting

You can find reports on work orders, manufacturing orders, overall equipment effectiveness, and production analysis under the Reporting option. Let's carefully review each of these reports.

---

# OPERATIONS

This platform will display a list of operations that have previously been set up together with information on the operation, the bill of materials, the work center, the duration computation, the duration, and the instructions.

Manufacturing
Overview
Operations
Planning
Products
Reporting
Configuration

Mitchell Admin
 demo\_saas-163\_9f0a8177d0...

New
Operations


1-6 / 6

<input type="checkbox"/>	Operation	Bill of Material	Work Center	Duration Computation	Duration (minutes)	Instructions	
<input type="checkbox"/>	Manual Assembly	[FURN_8522] Table Top	Assembly Line 1	Set duration manually	60:00	0	
<input type="checkbox"/>	Packing	SEC-ASSEM: [FURN_8855] Drawer	Drill Station 1	Set duration manually	60:00	0	
<input type="checkbox"/>	Testing	SEC-ASSEM: [FURN_8855] Drawer	Assembly Line 1	Set duration manually	60:00	0	
<input type="checkbox"/>	Long time assembly	SEC-ASSEM: [FURN_8855] Drawer	Assembly Line 1	Set duration manually	60:00	0	
<input type="checkbox"/>	Assembly	[FURN_9666] Table	Assembly Line 1	Set duration manually	60:00	8	
<input type="checkbox"/>	Assembly	[D_0045] Stool	Assembly Line 1	Set duration manually	10:00	10	

# REPORTING

You can find reports on work orders, manufacturing orders, overall equipment effectiveness, and production analysis under the Reporting option. Let's carefully review each of these reports.

The screenshot displays a software interface with a top navigation bar containing 'Manufacturing', 'Overview', 'Operations', 'Planning', 'Products', and 'Reporting'. The 'Reporting' menu item is highlighted with a red box, and its dropdown menu is open, listing 'Work Orders', 'Manufacturing Orders', 'Overall Equipment Effectiveness', and 'Production Analysis'. Below the navigation bar, there is a 'Work Centers Overview' section with a search bar and a '1-3 / 3' indicator. The main content area shows two panels: 'Assembly Line 1' and 'Drill Station 1'. Each panel has a 'PLAN ORDERS' button, an 'OEE' label, and a '100%' value. The 'Drill Station 1' panel also features a red status indicator in the bottom right corner.



# APPLICATION PROGRAMMING INTERFACE

API is the acronym for application programming interface – a software intermediary that allows two applications to talk to each other.




Bac Ha Software Co., Ltd.

# USER AUTHENTICATION AND MANAGEMENT SOLUTIONS

BHSoft provides authentication solutions between Odoo and popular OAuth2 platforms such as:

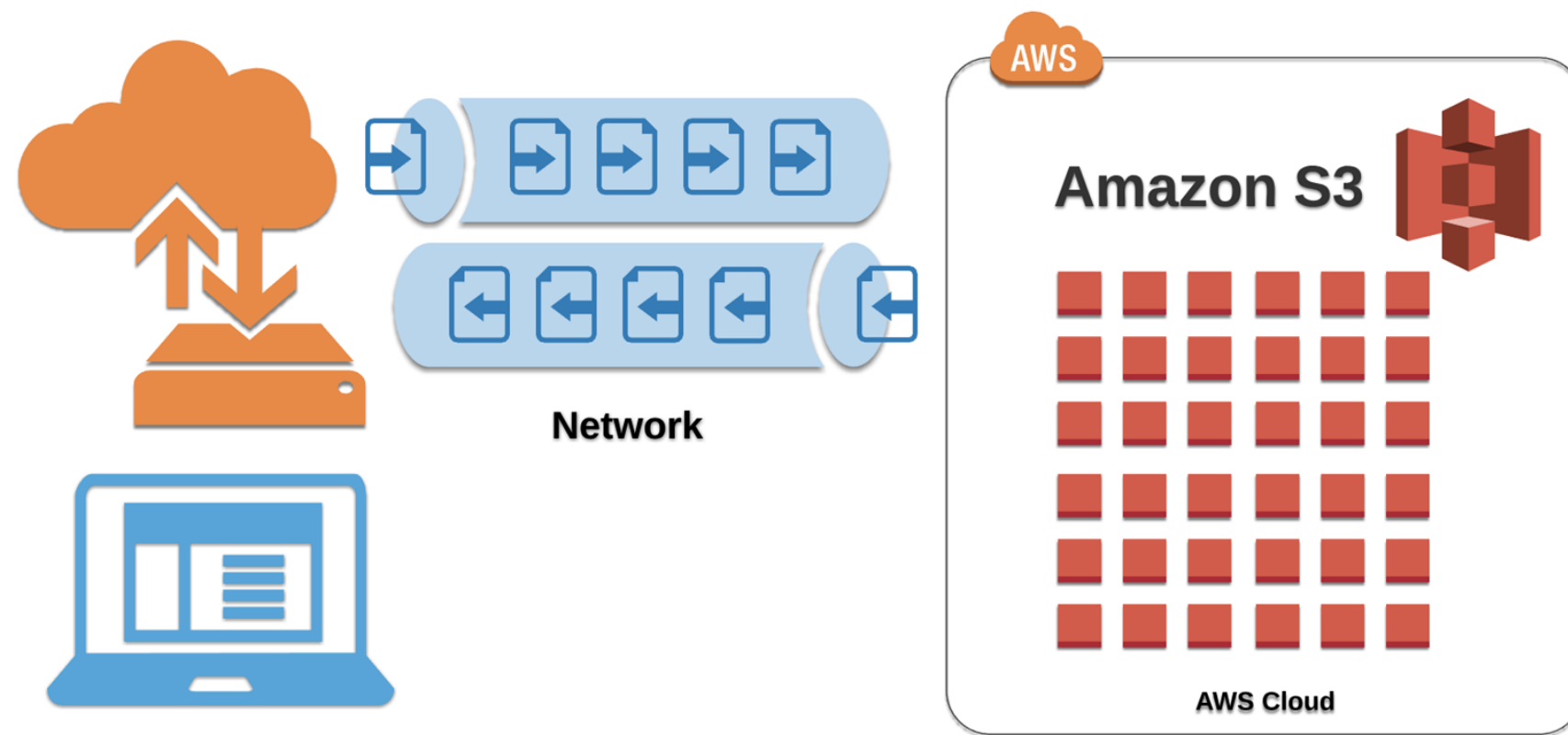
- Google Oauth2.
- Facebook Graph.
- Amazon Cognito.
- And other Oauth2 standard platforms.



AWS Cognito



Google



# STORAGE SOLUTIONS

Optimize storage costs with Amazon S3

Provides a solution to connect Odoo to Amazon S3 (Service built by Amazon to store and retrieve data wherever you are. It's cloud object storage with industry-leading performance and security and the ability to scale almost unlimitedly when the cost is extremely low).



# PAYMENT GATEWAY CONNECTION SOLUTION



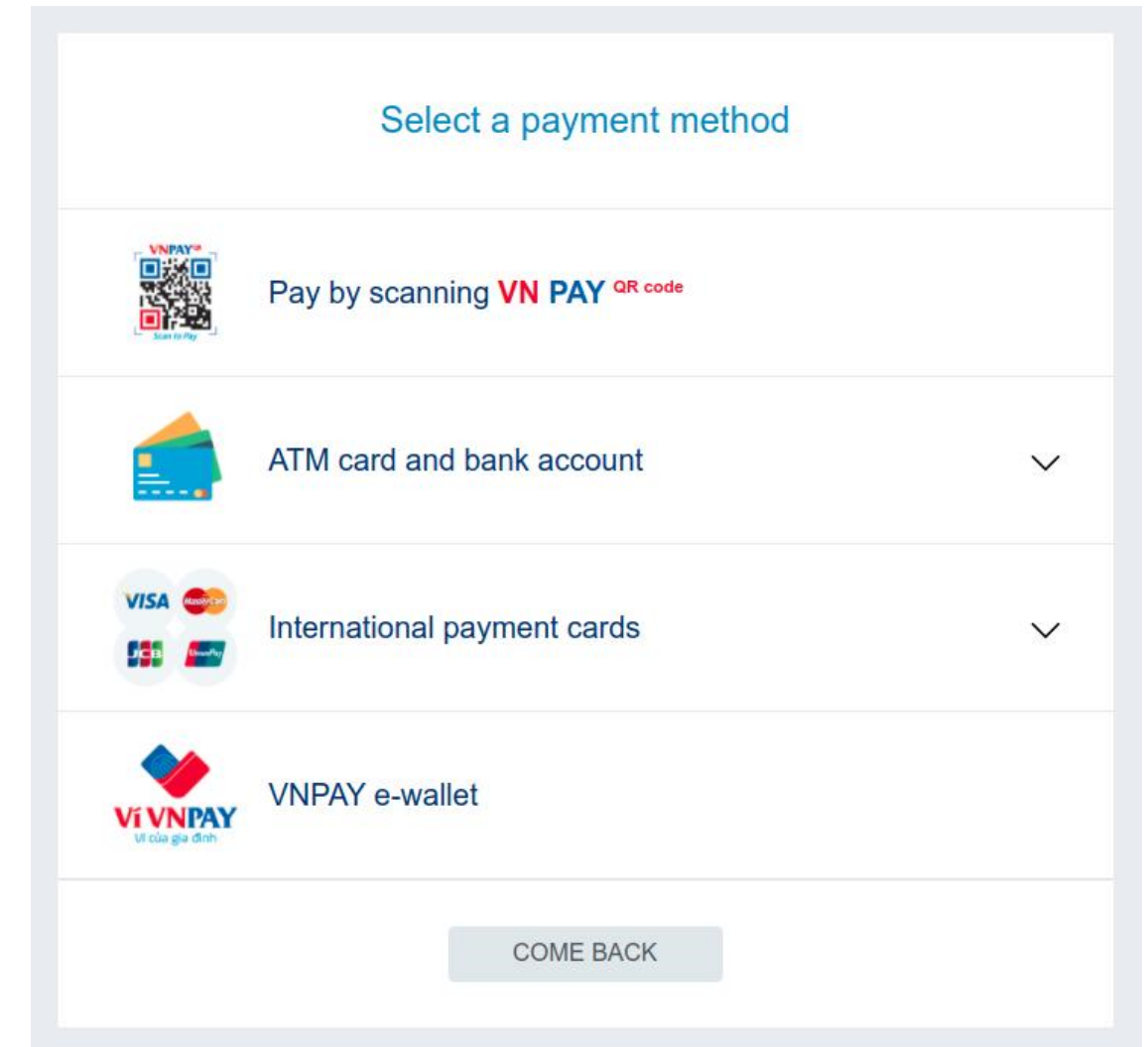
## VNPAY

Help users use services such as Mobile Banking; QR code payment; E-wallets... Through more than 30 banks, link with 08 e-wallets, domestic & international payment organizations (UnionPay, Master, Visa, Paypal).



## PayPal

Supporting Odoo's connection to PayPal will make it possible for users to use international payment services in more than 200 countries and 25 currencies.



# CONNECT TO OTHER PLATFORMS VIA API

BHSoft's experts easily implement Odoo integration with third parties such as Google, Redmine, Slack,... through the API method.



**Google Report**

---



**Redmine**

---



**Slack**

# GOOGLE REPORT

Allows creating simple report templates right on Odoo system. Support to upload reports easily to the enterprise drive platform (Google Docs, Google Sheets...).

Attendances Overview Kiosk Mode Reporting Configuration

Attendance - Time off 09/04/2024 11:55

Attendance - Time off

File Edit View Insert Format Data Tools Extensions Help

100% | \$ % .0 .00 123 | Arial | - 10 + | B I U A |

**BẢNG CHẤM CÔNG**

Tháng 3 Năm 2024 Công chuẩn 22

STT	Họ tên	Chức vụ	01	02	03	04	05	06	07	08	09	10	11	12	13	14	15	16	17	18	19	20	21	22	23	24	25	26	27	28	29	30	31	Công TT	Phép T	Nghỉ phép	Phép T+1	Chế độ	Khôn g lương	Công tính lương	Công ăn trưa	Công ngoài 18h	Tổng vắng mặt	
1	Đặng Hoàng Anh	A-Team	1			1	1	1	1	1			1	1	1	P/2	1			1	1	1	1	1			1	1	P/2	1	1			20	12	1	11	0	1.0	21.0	19	0.0	0.0	
2	Trần Hữu Hoàn	A-Team	1			1	1	1	1	1																									20	12	1	11	0	1.0	21.0	20	0.2	0.0
3	Nguyễn Phương Thảo	Academy	1			1	1	1	P	1																									18.5	12	2.5	9.5	0	1.0	21.0	18	0.0	0.0
4	Nguyễn Thị Bắc	Admin	1			1	1	1	1	1																									20	10	1	9	0	1.0	21.0	20	0.0	0.0
5	Trần Thị Hải Yến	B15	1			1	1	1	1	1																									21	13	0	13	0	1.0	21.0	21	24.3	0.0
6	Ngô Quốc Việt	B16	1			1	1	1	1	1																									21	12	0	12	0	1.0	21.0	21	2.3	16.0
7	Phạm Hữu Sáng	B16	1			1	1	1	1	1																									21	12	0	12	0	1.0	21.0	21	0.0	8.0
8	Mai Văn Dũng	B16	P			1	1	1	1	1																									19.5	12	1.5	10.5	0	1.0	21.0	19	11.7	0.0

Report



# DASHBOARD

Allows quick overview of personnel information, members, crm...

Dashboards
6 22

Dashboards
Employee Department
Share

31

BHS

Manager

Member

CRM

HR

SALES

Sales

Product

FINANCE

Invoicing

SERVICES

Project

Timesheets

WEBSITE

Live chat

eLearning

eCommerce

Attendance today  
**0**

Absent today  
**20**

Time off to approve  
**2**

Hours log work  
**32**

Hours Bug-Fix  
**0**

Total equipments  
**0**

### Redmine Time Entries

Employee	Hours Logged	Tasks
Mitchell Admin	9	1
Ronnie Hart	6	2
Beth Evans	3	1
Jennie Fletcher	3	1
Marc Demo	3	2
Anita Oliver	2	2
Eli Lambert	2	1
Keith Byrd	2	1
Tina Williamson	1	1
Walter Horton	1	1

### Redmine Time Bug-Fix Entries


Employee	Hours Bug-fix Logged	Tasks

### Absent Employees

Employee	Time Off
Abigail Peterson	Not approved
Anita Oliver	Not approved
Audrey Peterson	Not approved
Beth Evans	Not approved

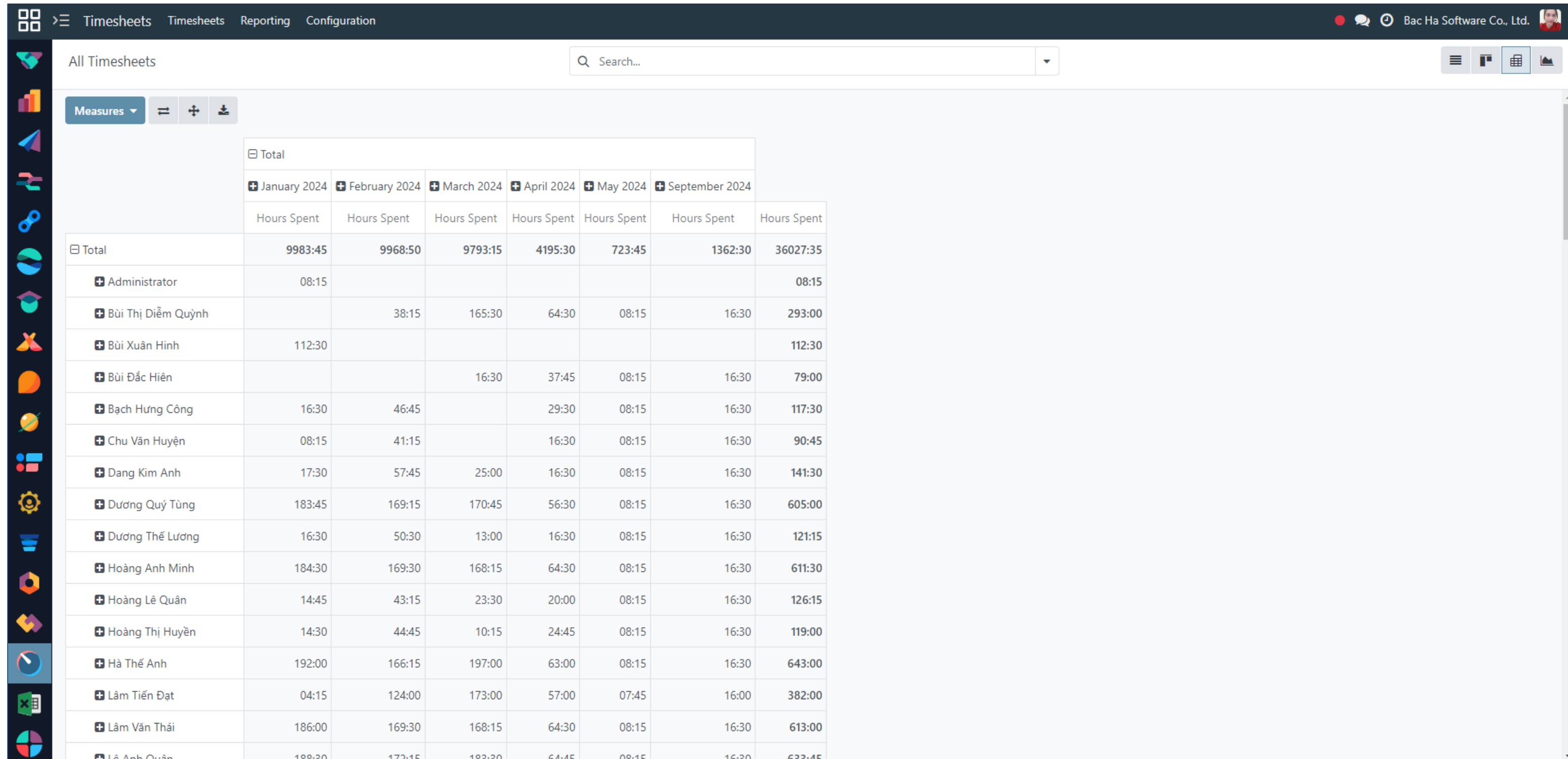
### Available Equipments

Equipment	Responsible User	Category
HP Laptop	Marc Demo	Computers
Acer Laptop	Marc Demo	Computers
Acer Laptop	Mitchell Admin	Computers
HP Laptop	Marc Demo	Computers



# REDMINE

Users can synchronize working time data from redmine to Odoo's Timesheet module to make information more synchronous.




The screenshot displays the Odoo Timesheets interface. The top navigation bar includes 'Timesheets', 'Reporting', and 'Configuration'. The main content area shows a table titled 'All Timesheets' with a search bar and a 'Measures' dropdown. The table lists users and their working hours for January, February, March, April, May, and September 2024. The 'Total' row shows the sum of hours for each month and a grand total.


Total	January 2024	February 2024	March 2024	April 2024	May 2024	September 2024	Hours Spent
Total	9983:45	9968:50	9793:15	4195:30	723:45	1362:30	36027:35
Administrator	08:15						08:15
Bùi Thị Diễm Quỳnh		38:15	165:30	64:30	08:15	16:30	293:00
Bùi Xuân Hình	112:30						112:30
Bùi Đặc Hiến			16:30	37:45	08:15	16:30	79:00
Bạch Hưng Công	16:30	46:45		29:30	08:15	16:30	117:30
Chu Văn Huyện	08:15	41:15		16:30	08:15	16:30	90:45
Dang Kim Anh	17:30	57:45	25:00	16:30	08:15	16:30	141:30
Dương Quý Tùng	183:45	169:15	170:45	56:30	08:15	16:30	605:00
Dương Thế Lương	16:30	50:30	13:00	16:30	08:15	16:30	121:15
Hoàng Anh Minh	184:30	169:30	168:15	64:30	08:15	16:30	611:30
Hoàng Lê Quân	14:45	43:15	23:30	20:00	08:15	16:30	126:15
Hoàng Thị Huyền	14:30	44:45	10:15	24:45	08:15	16:30	119:00
Hà Thế Anh	192:00	166:15	197:00	63:00	08:15	16:30	643:00
Lâm Tiến Đạt	04:15	124:00	173:00	57:00	07:45	16:00	382:00
Lâm Văn Thái	186:00	169:30	168:15	64:30	08:15	16:30	613:00
Lê Anh Quân	188:30	172:15	183:30	64:45	08:15	16:30	633:45

# SLACK


Support the sending of messages and notifications to members.

 **BHsoft Odoo** ▾


Messages About


 **BHsoft Odoo** APP ○

This is the very beginning of your direct message history with @BHsoft Odoo

 [How does BHsoft Odoo work?](#)

Thursday, December 15th ▾

 **BHsoft Odoo** APP 8:24 AM

 Notification from Odoo:

**Time Off:**

**Content:**

Your Unpaid planned on 2022-12-15 01:00:00 has been accepted


**Người gửi:** Nguyễn Thị Kim Thành

**Kiểu:** Note

**Link:** [https://int.bachasoftware.com/web#id=1357&model=hr.leave&view\\_type=form](https://int.bachasoftware.com/web#id=1357&model=hr.leave&view_type=form)

# CONNECT ODOO TO ZALO OA VIA API

BHSoft is implementing the connection of Odoo and Zalo Official Account through the API to create notifications to specific groups of people.



## Users can perform functions

- Communicate and manage conversations with customers easily and conveniently; convey personalized information to Zalo users.
- Classification labeling helps businesses identify and build specialized care scenarios, suitable for each specific group of customers.



Bac Ha Software Co., Ltd.





---

# ONLINE COURSE MANAGEMENT SYSTEM

## Odoo E-Learning

Management system to support training, teaching-learning support and assessment and testing for online education units.

---



# ODOO E-LEARNING



BHSoft's technical team has deployed E-Learning products to apply in managing courses and training personnel for internal businesses.



At the same time, it is possible to provide other customers with diverse needs of online training activities on the market today.

The screenshot displays the BHSoft e-learning website. The top navigation bar includes the BHSoft logo, a search bar, and links for Course, Event, Community, Blog, and a shopping cart. The main banner features the text "Find The Best Online Course & Learn" and a prominent "Enroll Now" button. Below the banner, there are four category cards: Personal development, Information Technology, Marketing, and Business. The "Most Popular Courses" section shows four course listings, each for "Business Analyst" by "John Brains", with a 4.5-star rating and a price range of 198,000đ to 300,000đ. The website design is clean and modern, using a blue and white color scheme.

# ODOO E-LEARNING

Odoo eLearning is the perfect Learning Management System to enable Community learning, share knowledge, and inspire others!

The screenshot displays the Odoo eLearning dashboard. At the top, there is a navigation bar with 'eLearning', 'Courses', 'Forum', 'Lecturer', 'Reporting', and 'Configuration'. A search bar and a 'New All Courses' button are also present. The main area features a grid of course cards, each with a 'View course' button and a 'PUBLISHED' badge. The courses are:

- Basics of Gardening**: Basic, Gardener, Quiz, Dog Friendly. Views: 22, Contents: 5, Duration: 07:30, 2 Reviews: 4.0 / 5. Status: 0 Invited, 3 Ongoing, 0 Finished, 3 Total.
- Taking care of Trees**: Intermediate, Gardener, Quiz. Views: 43, Contents: 7, Duration: 08:30, 3 Reviews: 4.0 / 5, Sales: \$ 172.50. Status: 0 Invited, 3 Ongoing, 0 Finished, 3 Total.
- Trees, Wood and Gardens**: Intermediate, Gardener, Carpenter, Dog Friendly, Quiz. Views: 3, Contents: 4, Duration: 06:00. Status: 0 Invited, 2 Ongoing, 0 Finished, 2 Total.
- Choose your wood!**: Carpenter, Furniture Designer, Basic, Gardener, Dog Friendly. Views: 20, Contents: 2, Duration: 15:00. Status: 0 Invited, 1 Ongoing, 0 Finished, 1 Total.
- Furniture Technical Specifications**: Intermediate, Furniture Designer. Views: 14, Contents: 5, Duration: 08:30. Status: 0 Invited, 1 Ongoing, 0 Finished, 1 Total.
- Basics of Furniture Creation**: Intermediate, Furniture Designer, Quiz, Certification. Views: 15, Contents: 5, Duration: 09:00, Sales: \$ 230.00. Status: 0 Invited, 2 Ongoing, 0 Certified, 2 Total.
- DIY Furniture**: Advanced, Carpenter, Furniture Designer, Certification. (Details partially visible)



# OUTSTANDING CAPABILITIES OF ODOO E-LEARNING

01

## INFORMATION MANAGEMENT

Unified management of internal business information about personnel, revenue, expenses, etc. accompanied by characteristic information such as trainers, students, courses, etc.

02

## DIVERSE INTERFACES

Provide a complete, user-friendly, and intuitive interface system along with features like Required Lessons, Question Bank, and more.

03

## VISUAL REPORTS

Helps with visual, detailed reports on Revenue, expenses, and metrics related to courses, faculty, students, and more.

04

## THE ABILITY TO CHANGE FLEXIBLY


The ability to flexibly change the features to meet the characteristics of each business.

# EXPERIENCE IN OTHER FIELDS

---



Central and school information management systems. Users can implement detailed management features of student information, lecturer information, etc.



Hospital Information System (HIS): A hospital information management system that includes relevant information such as medical, administrative, financial and legal information.




Point of sales (POS): Point of sale management system and retail payment support.

# CUSTOMIZED PROJECT

We implement services according to customer requirements and are committed to satisfying customers.


---



## User management

Link with AWS S3, Link with AWS Cognito, Wiki, Drive.

bSF Admin module to manage users, companies and digest emails.



## Timesheet management


Hide employee field and replace it with user field, as project, task and timesheet all directly base on user field.



## Email marketing

Add newsletter subscription page in user portal to subscribe newsletters.

Add newsletter tab in bSF Admin user management.



## Email server

Allow to config an email domain and a default email\_from address to send email.



Bac Ha Software Co., Ltd.

# THANK YOU!



+84 88 616 0880 / +84 88 636 0880



<https://bachasoftware.com>



[hello@bachasoftware.com](mailto:hello@bachasoftware.com)